

EXPOSED CONCRETE ROOF WATERPROOFING SOLUTION BASED ON **AQUASMART® – PU -2K.**



TABLE OF CONTENTS

| | |
|---|----|
| WHY CHOOSE ALCHIMICA IN EXPOSED CONCRETE ROOF WATERPROOFING PROJECTS?..... | 4 |
| ALCHIMICA’S POLYURETHANE LIQUID MEMBRANES | 6 |
| ALCHIMICA’S WATER BASED POLYURETHANE TECHNOLOGY | 7 |
| COOL ROOFS: ENHANCING URBAN ENERGY EFFICIENCY IN BUILDINGS THROUGH HEAT ISLAND REDUCTION | 9 |
| FROM ETAG 005 (PART 1&6)..... | 13 |
| PURPOSE OF ASBESTOS ENCAPSULATION CERTIFICATION | 13 |
| PREPARATION..... | 15 |
| REPAIR AND LEVELING MORTARS..... | 16 |
| PRIMER SELECTION | 17 |
| SEALING SOLUTIONS | 18 |
| REINFORCEMENT OF WATERPROOFING MEMBRANES WITH GEOTEXTILE MEMBRANES..... | 20 |
| METHOD STATEMENT | |
| GENERAL SYSTEM CONDITIONS | 22 |
| SYSTEM PRODUCTS BUILD-UP..... | 25 |
| SUBSTRATE PRIMING..... | 27 |
| DILATATION JOINTS, INNER ANGLES & SMALL CRACKS..... | 29 |
| TREATMENT OF DETAILS | 32 |
| MAIN WATERPROOFING MEMBRANE..... | 34 |
| CLEANING | 36 |
| REPAIR AND OVERLAPS PROCESSES | 36 |
| REFERENCES | 38 |
| HEALTH AND SAFETY..... | 39 |
| PRECAUTIONS AND VARIATIONS. | 39 |
| LEGAL NOTES AND CITATION | 39 |

WHY CHOOSE ALCHIMICA IN EXPOSED CONCRETE ROOF WATERPROOFING PROJECTS?

Waterproofing exposed concrete roofs in building structures is crucial due to the porous nature of concrete and its susceptibility to water damage. Without proper waterproofing, water infiltration can cause structural deterioration, especially in reinforced concrete structures with steel reinforcement embedded within the concrete matrix. Waterproofing serves as a protective barrier, preventing water from penetrating the concrete and preserving its integrity. It also extends the lifespan of the structure by shielding it from the harmful effects of water, such as corrosion of reinforcing steel and freeze-thaw cycles.



Waterproofing prevents mold and mildew growth, which pose health risks and further structural issues. By inhibiting their development, waterproofing contributes to a healthier indoor environment. Furthermore, waterproofing

enhances energy efficiency by preserving insulation properties and reducing energy consumption for heating and cooling. The initial investment in waterproofing may seem significant, but it is worth it in comparison to the future costs of repairing water damage. Proactively addressing waterproofing can avoid costly repairs and replacements, making it a cost-effective long-term strategy. Compliance with building codes and regulations is essential for ensuring the safety and longevity of structures.

In reinforced concrete structures, the importance of waterproofing is amplified due to the presence of steel reinforcement. Waterproofing acts as a barrier, preventing water from reaching the steel reinforcement and reducing the risk of corrosion-induced damage. Waterproofing exposed concrete roofs is a critical aspect

of construction that protects structural integrity, enhances durability, promotes energy efficiency, and ensures compliance with building standards.



Liquid-applied membranes offer ease of application and installation, taking the shape of the structure, piercing through pores and cracks, filling voids, resulting in a seamless elastic membrane, continuing waterproofing even after minor seismic activity, self-leveling property, and versatile installation alternatives. They are a cost-effective investment compared to repairing water damage and removing sheets and roll membranes.

Flat roofs with poor construction and design often face ponding water. This phenomenon occurs when water remains on a roof surface longer than 48 hours after the last rain event, leading to long-term water leakage and costly repairs. It can also damage the roof's



substrate, cause concrete corrosion, and damage the existing waterproofing system. Liquid applied waterproofing systems can prevent these problems and are beneficial for post-repairment actions. These membranes with high ponding water-resistance can bond with the substrate, providing protection against puddles formed due to poor slope design. To test the adhesion of the existing membrane, press it on the ponding areas. Without proper ponding water resistance properties, a waterproofing membrane can start blistering and peeling, leading to roof system deterioration. HYPERDESMO® and AQUASMART® waterproofing membranes offer excellent water resistance, with zero water swelling rate, high UV, chemical, and mechanical resistance, and protection against harsh environmental conditions.

ALCHIMICA is a pioneer and a global leader in complete polyurethane waterproofing solutions. With pedigree and expertise in this field, ALCHIMICA overcomes the challenges that others deem impossible. The technological depth and know-how of ALCHIMICA allow the formulation of innovative PU-based materials that can achieve performance levels that are not typically met. ALCHIMICA has been active in the research, development, and production of building chemicals for 42 years providing solutions for liquid waterproofing, reparations, sealing, flooring, and ETICs. The know-how of ALCHIMICA in Research and Development laboratories in

construction, repair, and renovation solutions of buildings and infrastructure meets international industry standards.

ALCHIMICA'S POLYURETHANE LIQUID MEMBRANES

To ensure effective waterproofing, it is crucial to select PU membranes that meet specific criteria: impermeability, flexibility, durability, breathability, and resistance to environmental factors such as UV radiation, heat, humidity, and chemical exposure.

ALCHIMICA is a leader in the waterproofing industry, pioneering the use of liquid applied polyurethane membranes. With a commitment to high performance and durability, ALCHIMICA's products excel in applications where seamless systems are paramount, whether for structural integrity or aesthetic appeal. These membranes offer decisive advantages, particularly in complex scenarios like geometrically complicated connections with ventilation outlets or upturns.

Throughout its history, ALCHIMICA has continuously expanded its range of polyurethane liquid membranes to provide versatile installation alternatives and long-lasting solutions. From one and two-component polyurethane liquid membranes to bitumen-extended polyurethanes, water-based liquid polyurethane membranes, and advanced technology polyurethane dispersion (PUD) products, each solution is meticulously designed to address a wide array of waterproofing challenges with optimal performance and durability.

FULL COVERAGE AT EDGE



ALCHIMICA's liquid membranes offer durability upon application, elasticity to withstand various stresses and traffic, and resistance to chemicals, and ponding water. These properties meet stringent technical

specifications, making them suitable for a diverse range of applications. The core objective of ALCHIMICA is to develop waterproofing systems that are competitive, simple to apply, and accessible to all professionals. By prioritizing ease of application

and reliability, ALCHIMICA empowers users to achieve effective waterproofing solutions efficiently and effectively. The membranes are seamless, durable, and flexible and provide superior waterproofing performance, waterproof and moisture permeable, preventing water penetration, allowing moisture to escape, and reducing the risk of degradation and failure over time. With mechanical, thermal, and chemical resistance properties and breathability, ALCHIMICA's PU membranes ensure the longevity and efficiency of waterproofing systems.

ALCHIMICA's commitment to innovation and excellence has revolutionized waterproofing technologies globally. With a comprehensive range of polyurethane liquid membranes tailored to meet the demands of modern construction projects, ALCHIMICA remains the premier choice for effective, long-lasting waterproofing solutions.

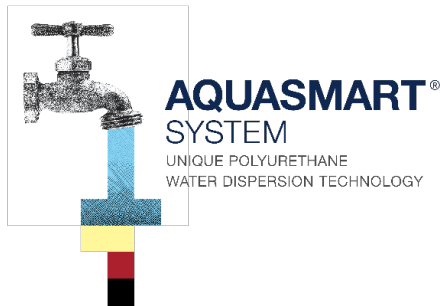
ALCHIMICA'S WATER BASED POLYURETHANE TECHNOLOGY

Alchimica's water based polyurethane dispersion (PUD) technology is an advanced and eco-friendly technology that allows for the development of water based polyurethane



waterproofing systems that offer numerous benefits, including minimal odor, easy application with standard equipment, rapid drying time, durability and elasticity and excellent UV resistance. These membranes contribute to a healthier environment, align with sustainability goals and regulatory standards, and provide occupant comfort. They can be applied using brushes, rollers, or spray systems, streamlining the application process, and reducing labor requirements. Despite higher initial costs, long-term benefits like reduced maintenance and extended lifespan often outweigh the upfront investment. ALCHIMICA's range of water based polyurethane products is fully aliphatic, offering excellent resistance to UV rays and chemicals, extreme resistance to ponding water, and fast curing ability. They provide elasticity, crack bridging benefits, enhanced durability, and versatility, making them suitable for various substrates and areas like roofs, balconies, or terraces. ALCHIMICA's water-based technology is directly linked to energy efficiency upgrades in buildings, providing top elasticity, durability, and high resistance for roofs exposed to adverse weather conditions. This specialized elastomeric liquid-applied waterproofing

membrane/coating ensures the external protection of buildings in sea or mountainous areas while contributing to their aesthetic upgrade.



AQUASMART® products are unique water based polyurethane liquid applied waterproofing membranes. After full curing they produce a highly elastic and hydrophobic membrane with strong adhesion to many types of surfaces. AQUASMART® products can (and have successfully been) used in several types of applications and versatile waterproofing solutions for concrete roofs, polyurethane insulation, verandas, bathrooms, and light roofing materials, ensuring durability and protection across various applications. AQUASMART®-PU-2K represents a groundbreaking advancement in waterproofing technology. This two-component, water-based, aliphatic coating is designed to provide unparalleled protection against water, chemical damage, and UV radiation, making it an ideal solution for a wide range of applications. Its thixotropic nature ensures ease of application on even the most complex surfaces, setting it apart as a user-friendly option for professionals.

Significantly, AQUASMART®-PU-2K has earned the distinction of being the first waterproofing product globally to achieve a CE certification for an expected working life of 25 years, with a minimal film thickness of just 1.5 mm, while meeting stringent resistance properties including TL4, TH4, and P4. This certification underscores its exceptional durability and effectiveness, solidifying AQUASMART®-PU-2K's position as one of the leading liquid waterproofing systems available on the market today. AQUASMART® product range stands out for its ability to deliver effective and durable waterproofing solutions across diverse applications, proving its success in enhancing the durability and functionality of both commercial and residential projects.




COOL ROOFS: ENHANCING URBAN ENERGY EFFICIENCY IN BUILDINGS THROUGH HEAT ISLAND REDUCTION

Urban heat islands (UHIs) pose a significant challenge in cities, with temperature disparities of up to 4°C between urban and rural areas. The primary culprits are concrete infrastructure and high-density materials in urban environments, which absorb and release heat more than natural landscapes. The low solar reflectance of urban surfaces adds to this heat absorption, contributing to the urban heat island effect.

Cool roofs emerge as a cost-effective solution to combat UHIs, enhancing thermal comfort and reducing cooling costs, especially in hot climates with high solar radiation. By incorporating cool roofs into urban design, we can mitigate the heat absorption and release associated with traditional urban surfaces. However, the transformation of land surfaces exacerbates UHIs, as natural vegetation is replaced by structures with low solar reflectance and high impermeability, intensifying the heat island effect.

Human activities, including the use of vehicles and air-conditioning units, further escalate thermal energy in urban spaces, particularly in residential and commercial sectors. Acknowledging and addressing UHIs is crucial for creating resilient and sustainable cities. Mitigating UHIs requires the widespread adoption of cool roofs and reflective materials in urban construction, coupled with urban planning that prioritizes green spaces and sustainable design. By comprehensively understanding and addressing UHIs, we can contribute to the development of cooler, healthier urban environments capable of withstanding the challenges posed by a changing climate.



COOL ROOF

Roofs are one of the most exposed areas in buildings absorbing a high amount of heat. In this respect, cool roofs are considered one of the most sustainable and cost-effective solutions to reduce the heat island effect in cities and create at the same time the right thermal comfort in buildings.

Cool roofs, which reflect over 65% of the sun's rays, play a crucial role in mitigating the urban heat island effect. These roofs, often white, repel heat due to the high solar reflectance of the materials used in their coating. By reflecting sunlight and minimizing heat absorption, cool roofs effectively reduce the heat island phenomenon, positively impacting the microclimate and environment of urban areas. Modern cool roofs employ highly reflective thermoplastic and liquid-applied membranes and coatings, offering long-term benefits.

White cool roofs, compared to traditional dark roofs, offer lower surface temperatures and substantial energy savings, with an average flat roof replacement rate of 5-7% per year. Beyond environmental benefits, cool roofs prove economically attractive to building owners. They foster cooler, healthier cities, enhancing air quality, mitigating climate change, and significantly reducing overall energy consumption. Energy savings range from 15% to 35.7% in diverse climates, and cool roofs reduce roof surface temperatures by 1.4 °C to 4.7 °C, impactful in urban environments. Serving as a passive solution to minimize heat gain, improve indoor conditions, and cost-effectiveness, cool roofs' economic and ecological advantages depend on location, climate, and energy usage. Their versatility aligns seamlessly with sustainability, energy efficiency, and environmental well-being goals, making cool roofs a practical measure for cooler, healthier, and more sustainable urban environments.

How is the efficiency of cool roofs measured:

- **SOLAR REFLECTANCE (SR):** The ability of the roofing material to reflect solar radiation (%).
- **THERMAL EMITTANCE:** It shows how long a roof holds onto the energy when the sun heats the roofing material. The thermal emittance ranges from 0-1.
- **SOLAR REFLECTIVE INDEX (SRI):** The SRI is calculated based on solar reflectance and thermal emittance in conjunction with ambient air temperature, sky temperature, and wind factors. The solar reflective index is reported as a value from 0 to 130 ranging from least reflective at 0 to most reflective at 130.

Cool roofs play a pivotal role in advancing energy efficiency and urban sustainability, fostering cooler and healthier environments with improved air quality, specifically addressing the urban heat island phenomenon. Solar-reflective materials, crucial in warmer climates and densely populated areas, reduce cooling loads in regions with high solar radiation and elevated temperatures. Simple measures like applying white membrane systems can yield substantial annual energy savings of 10% or more, contributing to individual building energy efficiency and mitigating the broader urban heat island effect.

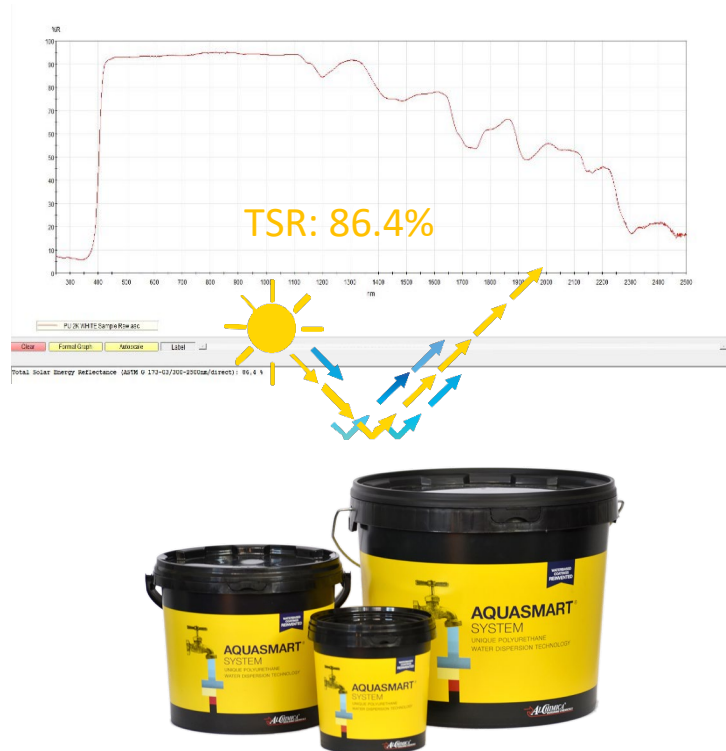
These roofs offer economic benefits by reducing energy bills, enhancing indoor comfort, and potentially extending the roof's service life. Moreover, they contribute to environmental well-being by lowering local air temperatures, peak electric power demand, and power plant emissions. Cool roofs also play a crucial role in reducing heat trapping in the atmosphere by reflecting sunlight, mitigating the demand for air conditioning and overall heat load. In contrast, dark roofs contribute to increased cooling energy needs. Cool roofs stand as an environmentally preferable roofing solution that aligns with economic concerns, offering a practical and sustainable response to the challenges of urban heat islands and energy consumption.

The "Total Solar Energy Reflectance" (TSER) of AQUASMART® SYSTEM is a critical measure that indicates its efficiency in reflecting solar radiation across a broad spectrum of wavelengths, ranging from 300 to 2500 nanometers, which encompasses the visible to near-infrared light. The high TSER value of 86.4%, ascertained in accordance with the ASTM G 173-03 standard, suggests that this material is highly reflective, making it an excellent

choice for applications that require the management of solar heat gain. Such a characteristic is particularly beneficial in reducing cooling loads for buildings, enhancing the efficiency of solar panels by keeping them cooler, or in automotive applications where heat rejection can improve comfort and fuel efficiency. The exceptional reflectance across a comprehensive range of solar wavelengths underscores the product's potential to contribute significantly to energy-saving strategies, reflecting a substantial portion of the incident solar energy, thereby mitigating heat absorption and contributing to thermal management solutions.

ALCHIMICA's advanced roof waterproofing systems with reflective materials offers all the benefits of cool roofs. Thanks to their high solar reflectance they contribute to the reduction of air conditioning usage which can lessen energy costs by up to 15%. Reduction of the urban heat island effect in cities and suburbs, minimizing thermal impact on the microclimate and local environment.

High thermal emissivity to release the absorbed heat. Minimizes heat gains inside



Cool roofs are recognized by green building certification systems like LEED, which verify a building's sustainability performance. LEED certification recognizing energy-efficient roofing, water run-off management, and renewable energy as key factors for building credits. Cool roof membranes can earn Credit 5, Option 1 "Heat Island effect – Roofing" in the Site Sustainability category of the LEED protocol.

buildings, improving occupant comfort. Enhances the durability and the appearance of roofs by significantly lowering material temperatures and extending their life cycle.

FROM ETAG 005 (PART 1&6)

ETAG 005 is a European technical guideline for liquid-applied roof waterproofing systems (kits).

The ETAG 005 outlines specific stipulations for liquid-applied roof waterproofing kits based on polymer-modified bitumen emulsions and

solutions, glass-reinforced resilient unsaturated polyester, flexible unsaturated polyester, hot-applied polymer-modified bitumen, polyurethane, bitumen emulsions and solutions, and water dispensable polymers. These guidelines aim to ensure the safety and effectiveness of roof waterproofing systems. Since the LARWKs (Liquid Applied Roof Waterproofing Kits) are based on different materials, which might necessitate additional specific verification and/or assessment, the kits are divided into families of products, dealt with in Complementary Parts. Part 1 provides general requirements for the assessment of liquid-applied roof waterproofing kits and Part 6 is a complementary part of ETAG 005 that specifies specific stipulations for kits based on polyurethane.



By choosing a LARWK that is certified according to ETAG 005 (PART 1&6), you can be confident that the product meets the required EU standards and provides long-term protection against water penetration, thus extending the roof's service life.

PURPOSE OF ASBESTOS ENCAPSULATION CERTIFICATION

Asbestos encapsulation certification is a crucial process that ensures the safety and effectiveness of products and methods used to encapsulate asbestos. The certification process for asbestos encapsulation products involves rigorous testing to ensure they effectively seal asbestos-containing materials (ACMs) and prevent the release of harmful asbestos fibers into the environment. This process is crucial for products intended for the safe management of asbestos in buildings, offering an alternative to removal, which can be hazardous and expensive.

Key objectives for asbestos encapsulation certification include protecting public health, ensuring compliance with safety standards, validating product effectiveness, maintaining environmental integrity, providing assurance to stakeholders, promoting best practices in asbestos management, and supporting informed decision making. AQUASMART®-PU-2K, for example, has passed all tests for its ability to safely encapsulate asbestos fibers on cement slabs under different classifications: Type A (exposed exterior), Type B (exposed interior), and Type C (not exposed for sealing operations).



The certification process for asbestos encapsulation products helps building owners and contractors comply with local and international regulations regarding asbestos management. It gives professionals and consumers a basis for comparing products and choosing those that best meet their safety and performance needs. Choosing a certified product like AQUASMART®-PU-2K for asbestos encapsulation ensures that users are using a solution that has been rigorously tested and proven to meet high standards for safety and performance, offering an effective alternative to asbestos removal. The table below shows AQUASMART®-PU-2K's comprehensive and certified capability for asbestos encapsulation across various environmental settings and operational needs:

| CLASSIFICATION | DATE OF ISSUE | TEST OBJECTIVES | PERFORMANCE | INSTITUTE |
|--|---------------|---|--|--------------------------|
| Type A Encapsulation (Exposed Exterior) | 28/07/2016 | Verify the product's performance for exterior asbestos encapsulation. | Passed all tests including water impermeability, freeze-thaw cycles, heat-rain durability, and accelerated weathering. Suitable for exterior asbestos-cement sheets encapsulation. | Istituto Giordano S.p.A. |
| Type B Encapsulation (Exposed Interior) | 13/07/2016 | Evaluate the product's interior asbestos encapsulation properties. | Demonstrated excellent adherence and thickness consistency. Passed the wet scrub resistance test, indicating robustness for interior applications. | Istituto Giordano S.p.A. |
| Type C Encapsulation (Not Exposed for Sealing Operations) | 13/07/2016 | Assess suitability for encapsulating asbestos in non-exposed scenarios, primarily sealing operations. | Met required thickness and adhesion standards, proving effective in non-exposed sealing operations. | Istituto Giordano S.p.A. |

Comprehensive Evaluation of AQUASMART-PU-2K for Asbestos Encapsulation: Verified by Istituto Giordano S.p.A.

AQUASMART®-PU-2K's performance under rigorous testing criteria underscores its value as a safe, effective option for managing asbestos risks without resorting to the costly and hazardous process of removal. Its comprehensive applicability for asbestos encapsulation, addressing both interior and exterior needs as well as sealing operations, makes it a highly recommended choice for projects requiring asbestos management.

PREPARATION

For successful and safe waterproofing applications specific tools and equipment are required. Each application might have different requirements.

Minimum application equipment includes protective clothing, a 1KW slow-speed drill, and a brush, roller, or airless spray machine for mixing and application. Before installing the system, the weather working conditions should be considered in order to ensure the correct and safe application of the system. Overall, avoid extreme cold or hot surface conditions. In case of high heat, contractors may apply the products either in the morning or afternoon. The application temperature range is 5°C to 35°C, with no dew point conditions, a maximum 95% relative humidity, and substrate temperature above 3°C. Store materials cool, tools dry, and avoid application during hot hours.



Substrate: To ensure successful application, substrate preparation is crucial. New concrete should be at least 28 days old, clean, dry, and free of substances that could reduce adhesion. Dust removal is recommended, and Alchimica's primer application can be done over damp concrete.

In case of doubtful conditions, please contact ALCHIMICA's technical assistance for instructions.

REPAIR AND LEVELING MORTARS

REPAIRING

In case any spots on the concrete surface require repairs, filling, and/or smoothing such as large cracks, cavities, or surface levelling, ALCHIMICA's HYGROSMART®




range of cementitious mortars may be used:

1. **HYGROSMART®-FIX&FINISH** (Single component, rapid-setting shrinkage-compensated, thixotropic, fiber-reinforced, cementitious mortar applied in a single layer from 3 to 40 mm thick, for repairing and smoothing concrete, certified according to EN1504-03, Type R4 CLASS III), or
2. **HYGROSMART®-BUILDING-45-THIXO** (Single-component, shrinkage-compensated, thixotropic, fiber-reinforced cementitious repair mortar, certified according to EN1504-03, Type R4 CLASS III), or
3. **HYGROSMART®-BUILDING-F** (Single-component, reinforced, quick-setting, cementitious repair mortar with excellent adhesion and mechanical properties, easy application in horizontal/vertical substrates. Long pot life allows the application of thick coats without cracking. CE Certified as Class R3 class III repair mortar according to EN 1504-03.
4. **HYGROSMART®-MAK-FLOW** (Single-component, highly flowable and shrinkage compensated mortar for structural repairs and anchoring, certified according to EN 1504-6: 2006 (Anchoring cementitious mortar for strengthening concrete by installing reinforcing steel) and EN 1504-3: 2005, Class R4(Hydraulic mortar (R4-CC) for structural repair of concrete in building and civil engineering works).

**HYGRO
SMART®**
SYSTEM **Advanced Cementitious Technologies**

LEVELING

In cases where the concrete needs to be levelled or slopes need to be created prior to the installation of the waterproofing membrane, the following products from the HYGROSMART® range can be used, depending on the requirements and desired outcome.



1. **HYGROSMART®-MAK FLOW** (as described above)
2. **HYGROSMART® -DUR CEM 3K** (Three-component, epoxy modified mortar, waterborne, solvent-free, low viscosity, self-levelling, quick curing, zero VOC. Primer for flooring and waterproofing applications, floor-levelling compound. Will effectively seal the substrate as a solution to the problems arising in waterproofing applications on porous and/or humid concrete. The material is available as SELF LEVELLING (**HYGROSMART®-DUR CEM 3K SL**) or THIXOTROPIC (**HYGROSMART®-DUR CEM 3K THIXO**).

PRIMER SELECTION

After checking the weather conditions and having completed the substrate preparation along with any repairs that might be needed, you can start the waterproofing system's build-up with the selection of a suitable primer. ALCHIMICA's primer range provides unique properties for different substrates.

| SUBSTRATE AND CONDITIONS | CONCRETE | HUMID CONCRETE | G YPSUM | METAL STEEL | POROUS CERAMIC TILES | GLASS / GLAZY TILES | PVC MEMBRANES | TPO MEMBRANES | BITUMEN MEMBRANES | LOW TEMPERATURE APPLICATION | VAPOR BARRIER | NEGATIVE PRESSURE / RISING HUMIDITY (tank) |
|----------------------------|----------|----------------|---------|-------------|----------------------|---------------------|---------------|---------------|-------------------|-----------------------------|---------------|--|
| PU PRIMERS | | | | | | | | | | | | |
| PRIMER-PU | X | - | - | X | - | - | - | - | - | - | - | - |
| MICROPRIMER-PU | X | - | - | X | X | - | - | - | - | - | - | - |
| MICROSEALER-PU | X | X | X | X | X | - | - | - | - | - | - | - |
| MICROSEALER-50 | X | X | X | X | X | - | - | - | - | - | - | - |
| GEODESMO 50 | X | X | - | X | - | - | - | - | - | X | - | - |
| UNIVERSAL PRIMER-2K 4060 | X | X | - | - | - | - | - | - | X | X | - | - |
| PRIMER T | - | - | - | - | - | X | - | - | - | - | - | - |
| PRIMER W | - | - | - | - | - | X | - | - | - | - | - | - |
| PRIMER TPO/FPO | - | - | - | - | - | - | - | X | - | - | - | - |
| PRIMER PVC | - | - | - | - | - | - | X | - | - | - | - | - |
| WATER-BASED PRIMERS | | | | | | | | | | | | |
| AQUADUR | X | X | X | - | - | - | - | - | - | - | X | X |
| AQUASMART-DUR | X | X | X | - | - | - | - | - | - | - | X | X |
| AQUASMART-PRIMER PU-2K | X | X | - | - | - | - | - | - | - | X | - | - |

ALCHIMICA's primers are designed to secure your waterproofing application in every substrate by strengthening the substrate, stabilizing, and sealing it, offering remarkable adhesion with their respective main membranes and sealants.

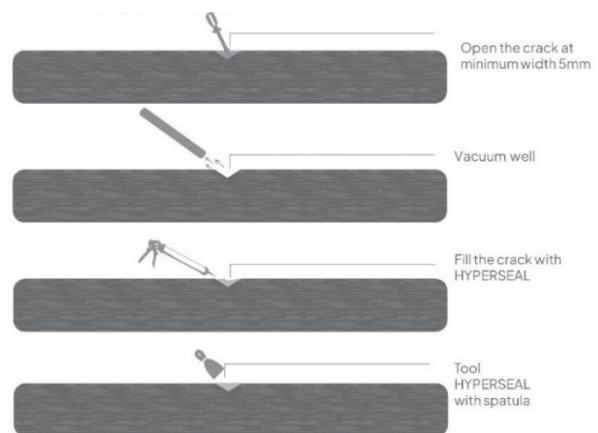
SEALING SOLUTIONS

POLYURETHANE BASED:



HYPERSEAL®-EXPERT-150 is a low-modulus expansion and construction joints PU sealant designed to ensure a bubble-free cure even in high temperature and humidity conditions. It exhibits excellent thixotropy, making it suitable for large expansion joints. The ratio width to depth should be 2:1 subject to a minimum depth of 10mm. It cures by reacting with atmospheric humidity, producing

a joint sealant with a 50% joint movement accommodation factor, elongation >700% (ASTM D412 / EN-ISO-527-3), and excellent adhesion to a variety of substrates (Adhesion to concrete >20 kg/cm² (>2 N/mm²) ASTM D4541) with or without the use of special primers. The sealant's extrusion rate and tooling remain consistent across various temperature and humidity conditions.



HYPERSEAL®-EXPERT-150 is CE certified according to EN 15651-1:2012 (Sealants for Facades) and 15651-4:2012 (Sealants for Floor Joints with Foot traffic). HYPERSEAL®-EXPERT-150 is a highly flexible PU sealant, with elastic recovery of >70% (EN ISO 7389) allowing for the movement and expansion of structure components, preventing cracks, and ensuring a lasting seal. It adheres to various substrates, making it durable and able to withstand harsh environmental conditions and heavy traffic loads. As a PU sealant, it is also chemically resistant, protecting the structure from corrosion. Because of its excellent chemical and hydrolysis resistance, it is widely used for sealing joints in swimming pools and chemically treated water environments. HYPERSEAL®-EXPERT-150 provides excellent waterproofing, preventing moisture ingress, and has high elasticity, allowing for flexibility and elasticity. It does not shrink as it cures, ensuring no gaps or openings in the sealed joint. Its excellent heat resistance makes it suitable for application where exposure to temperatures >60°C takes place and its resistance to cold allows the sealant to remain elastic even down to -40°C (service temperature range -40 to +80°C). It has tack free time (@ 77°F (25°C) & 55% RH) of 2.5-3.5 hours and a cure rate of 2-3 mm/day, low VOC

content, and remains resistant and unaffected by microorganisms, fungi, and algae growth, making it the most versatile PU sealant, usable in a variety of applications.

HYPERSEAL®-EXPERT-150 is available in various colors and compatible with a wide range of construction materials in general. Can be easily applied using standard caulking or gun techniques.

WATER BASED POLYURETHANE:

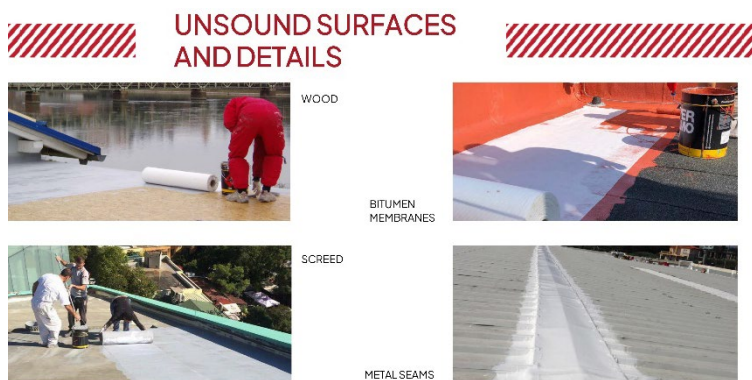
HYPERFIX-PUD-FC is a water-based polyurethane sealant designed for both internal and external use. It is based on ALCHIMICA's innovative water-based polyurethane dispersion technology and is suitable for connecting joints between stairs, walls, ceilings, skirtings, windowsills, wood, and metal window frames, as well as concrete and brickwork. It can accommodate joint movement up to 12.5% and retains its elasticity even at temperatures of -15°C.

This sealant is ideal for filling gaps and cracks before using ALCHIMICA's water-based products and systems, such as HYPERDESMO® AQUA and AQUASmart®-PU-2K systems as a protective waterproofing coat or wall paint. It is a fast-drying sealant (dry to touch in 20 min) and It offers high elongation (>300%, ASTM D412 / EN-ISO-527-3), tensile strength at break (@ 23 °C, 0.4 N/mm², ASTM D412 / EN-ISO-527-3) and high movement accommodation with hardness of 30 Shore A (ASTM D2240 / DIN 53505 / ISO R868). It is paintable with water-based and synthetic paints and provides perfect adhesion without the need for a primer. It is easy to apply and clean, and highly resistant to water immersion.

For application, substrates must be solid, clean, dry, and free of grease and dust. Porous substrates, such as gypsum, open-pore concrete, and limestone, should be primed using HYPERFIX-PUD-FC diluted with water at a 2/1 ratio. Can be easily applied using standard caulking or gun techniques.

REINFORCEMENT OF WATERPROOFING MEMBRANES WITH GEOTEXTILE

Geotextile reinforcement is a crucial component in the construction industry, providing long-term protective solutions for waterproofing systems. These fabric-made sheets are used in various applications, including drainage and construction projects. They are divided into two categories: non-woven and woven geotextiles. Woven geotextiles have high load capacity and tensile strength, making them ideal for stabilization and reinforcement applications. Non-woven geotextiles, on the other hand, offer durability and ease of application benefits. Nonwoven geotextiles are manufactured by binding short and long fibers together through needle punching or other alternative methods. The term “pressed” in relation to non-woven geotextiles usually refers to the process of needle punching. In this context, “pressed” refers to a non-woven geotextile that has undergone the needle punching process, while “unpressed” usually refers to a non-woven geotextile before this process. The needle-punching process can improve the strength of the geotextile. For cold climatic conditions, it is recommended to choose the PRESSED geotextile.



Geotextiles protect and separate membranes from structures due to their higher pre-break elongation capacity than other materials like glass mesh or fiberglass mesh. They can follow the movement of elastomeric waterproofing

materials, achieving reinforcement and long-term durability. However, unsound substrates often have high movement or large cracks, which can cause problems on unarmed waterproofing membranes. Geotextiles can prevent future cracks by sealing and protecting details in areas like roofs, flashing, and joints, and repairing existing cracks and gaps. They are often made of Polyester, which is a strong fiber with excellent oxidation resistance and good mechanical stability. It offers strong oxidation or mildew resistance because it stays resilient when wet. It is used as a reinforcement material embedded between the waterproofing coats, so it does not have direct exposure to the conditions. In this case, any resistance concerns those materials that

are in direct contact with the environment and conditions. Another very important advantage of our materials that are in the technology of liquid polyurethane waterproofing membranes is the fact that they can easily be reinforced with geotextile if needed.

ALCHIMICA offers a high-tensile strength range of non-woven geotextiles made of 100% polyester fibers, manufactured with the needle punching process. They can be applied on the full surface between the second and third layers of the AQUASMART®-PU-2K, providing the required reinforcement for certain applications, such as over old bitumen membranes and unsound screeds. They are suitable for solvent-based or water-based liquid waterproofing systems.

GEOTEXTILE-50 (1X200m)

GEOTEXTILE-50 is a non-woven geotextile, from 100% polyester fibers, manufactured with the needle punching process.

| COLOR | PACKAGING |
|-------|-----------|
| WHITE | 200m |



GEOTEXTILE-50 PRESSED (1.02X100m) (0.17X100m)

GEOTEXTILE-50 PRESSED is a non-woven geotextile, from 100% polyester fibers, manufactured with spun-lacing process (hydro-entanglement).

| COLOR | PACKAGING |
|-------|-----------|
| WHITE | 100m |
| WHITE | 100m |



GEOTEXTILE-45 PRESSED (1.02X100m)

| COLOR | PACKAGING |
|-------|-------------------|
| WHITE | 100m ² |



METHOD STATEMENT

EXPOSED CONCRETE ROOF WATERPROOFING BASED ON THE AQUASMART®-PU-2K.

The AQUASMART® PU-2K waterproofing system, leveraging ALCHIMICA's innovative water-based polyurethane technology, offers a sustainable waterproofing solution characterized by exceptional elasticity, durability, and high resistance, making it perfectly suited for exposed concrete roofs. Its ease of application on complex surfaces and CE certification for an expected working life of 25 years makes it an optimal choice for maintaining the integrity and longevity of exposed concrete structures, ensuring they remain protected against a wide range of environmental challenges.

GENERAL SYSTEM CONDITIONS

EQUIPMENT

For successful and safe applications specific tools and equipment are required. Each application might have different requirements in terms of application and protection equipment.

The following application equipment is at minimum required:

- Protective clothing: Protective overalls, masks, and gloves.
- Mixing equipment: 1KW slow speed drill, 400 or 500 rpm, and suitably sized mixing vessel.
- When stirring (or pigmenting) take care not to introduce air into the fluid, which may result in bubbling on the cured membrane. Stirring can either be done manually or with a low speed (300 rpm) mixer.
- Application equipment: Brush, roller, notched trowel, squeegee, rubber spatula, caulking gun, spatula. Specific airless spray machines can also be used. Caulking guns.
- Extra equipment: Digital scale or other measuring equipment

APPLICATION WITH AIRLESS SPRAY MACHINE.

Products can be applied with a variety of equipment. Please choose the desired equipment and method of application according to your preferences and experience after consulting the proposed method of

For the application of ALCHIMICA's liquid applied PU systems we recommend the following minimum performance for the equipment to be used. This however it is not exclusive, as applicators should use our products with the equipment that is more suitable according to their application method, prior experience, and expertise:

- Minimum pressure: around 200-250 bar
- Minimum capacity: 5.1 lt/minute
- Minimum nozzle diameter: 0.83mm (0.033 inches)
- Examples of such minimum-spec equipment:
 - ✓ Wagner Heavycoat HC 940 E-SSP Spraypack
 - ✓ Graco Mark-X
 - ✓ Larius Thor



BRUSH



LOW SPEED MIXING



TROWEL



ROLLER



AIRLESS SPRAY



CAULKING GUN



SPATULA TOOLING

WORKING WEATHER CONDITIONS

- Application temperature range: 5°C to 35°C.
- Avoid dew point conditions during application.
- Relative humidity must be a maximum of 95% and substrate temperature must be at least 3°C above measured dew point temperatures.
- Do not apply under rain or snow.
- If temperature is above 35°C, the following guidelines are recommended:
 - Store materials in a cool environment, avoiding exposure to direct sunlight.
 - Keep application tools cool and dry.
 - Try to avoid application during the hottest hours of the day.

SURFACE PREPARATION

THE FOLLOWING FACTORS PRIOR TO APPLICATION SHOULD BE CHECKED:

- ✓ Substrate type and condition.
- ✓ Previous substrate mechanical preparations (sanding, polishing, shot blasting, or milling)
- ✓ Porosity of the surface
- ✓ Existing cracks or damaged areas.

- ✓ In existing dilatation joints, remove old material, clean it, and replace it with HYPERSEAL®.
- ✓ Existing membranes or coatings.
- ✓ The substrates must be both durable and cohesive. Check the substrate for contamination (oil, grease, etc.).

CONCRETE SUBSTRATES

Concrete substrates are used in the construction of roofs and foundations in modern architectural designs. However, because concrete is a porous surface exposed to different climatic conditions, it can absorb water which can then cause damage. Waterproofing is a basic need at almost all stages of construction work, in order to protect structures from the adverse effects of moisture and water ingress. In the case of exposed concrete roofs, it is vital to avoid any water leak in order to prevent any wear and corrosion of reinforcing steel in the concrete structure.

ALCHIMICA's high-quality concrete roof waterproofing and protection systems consist of quality products that hold excellent workability, durability, elasticity, and resistance to weather, chemical, mechanical, and thermal effects, as well as to UV radiation on either flat or sloping roofs.

Standard concrete substrate conditions

- Hardness: R28 = 15 MPa.
- Humidity: W < 10%.
- Temperature: 5-35 °C.
- Relative humidity: < 85%

PREPARATION

Proper preparation of the concrete substrate is essential for complete adhesion and successful application.

- New concrete or other cementitious substrates should be at least 28 days old.
- The substrate should be clean and free of loose particles, oil, and grease.
- The substrate should be free of any irregularities. If needed, it should be ground with the appropriate mechanical equipment in order to achieve a flat and sound surface.
- The substrate should be free of dust. Vacuum treatment or/ and high-pressure washing is recommended to remove dust.
- Primer application can be done over damp concrete too. But any ponding water should be removed before primer application.
- Metal details should be free of rust, oils, and old paints.

- The surface of PVC pipes should be treated with sandpaper in order to become rough.
- Surface irregularities can be filled with the appropriate HYGROSMART® products.
- For concrete levelling or sloping the appropriate HYGROSMART® products must be used.
- For more information about surface preparation please contact our technical assistance team.

MANDATORY DISCLAIMER BEFORE APPLICATION:

Testing the products to be used in this build-up application on the specific substrate and conducting mock-up tests are essential steps to ensure good adhesion. Mock-up tests replicate real-world conditions and provide a practical way to evaluate the performance of the products in situ. Pull-out tests conducted on these mock-ups help assess the bond strength between the products and the substrate, giving valuable insights into their adhesion capabilities.

By testing the products on the specific substrate and conducting mock-up tests, any potential issues or concerns regarding adhesion can be identified and addressed before full-scale implementation. This proactive approach helps mitigate risks associated with poor adhesion, ensuring the long-term durability and effectiveness of the build-up system.

ALCHIMICA advises the thorough testing of the system to be performed prior to proceeding with full surface application in order to determine the suitability of the system based on project requirements.

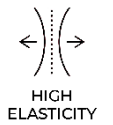
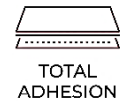
SYSTEM PRODUCTS BUILD-UP

| | PRODUCT | CONSUMPTION |
|-----------|-------------------------|--|
| 1. PRIMER | AQUASMART®-DUR | 150-200 gr/m ² Subject to porosity |
| | AQUASMART®-PU PRIMER 2K | |
| | MICROSEALER-50 | |



CERTIFIED
PRODUCTS

| | | |
|------------------|---------------------------|---|
| 2. SEALANT | HYPERSEAL®-EXPERT-150 | Subject to project needs |
| | AND/OR HYPERFIX-PUD-FC | |
| 3. MAIN MEMBRANE | AQUASMART® – PU -2K | Total consumption: 2.2-2.5 kg/m ² |



- 1 PRIMING**
GEODESMO-50 / AQUASMART DUR/
UNIVERSAL PRIMER-2K-4060
- 2 SEALING**
HYPERSEAL®-EXPERT-150
- 3 REINFORCEMENT WITH GEOTEXTILE**
GEOTEXTILE
50 PRESSED or 45 PRESSED
- 4 WATERPROOFING**
AQUASMART® PU-2K

The environmentally friendly waterproofing kit for sustainable concrete roof waterproofing. AQUASMART® PU-2K is an innovative two component water based aliphatic coating with a certified 25 years expected working life according to ETAG-005. When applied with the Geotextile – 50 pressed reinforcement layer, the system displays excellent water, chemical and UV resistance combined with exceptional ease of application. We set new standards in waterproofing.



SUBSTRATE PRIMING



| PRIMER | AQUASMART-DUR / AQUADUR | AQUASMART-PU PRIMER 2K | MICROSEALER-50 |
|---|---|--------------------------------------|---|
| CONSUMPTION | - 150-200 gr/m ² - water/humidity barrier –three coats with total cons. of 500-600 gr/m ² | - 150-200 gr/m ² per coat | - 150-200 gr/m ² per coat - 100-300 gr/m ² , subject to substrate porosity |
| COMPOSITION | WATER BASED EPOXY | WATER BASED PU | SOLVENT-BASED PU |
| APPLICATIONS METHODS | brush, roller | brush, roller | brush, roller |
| TACK FREE TIME, @ 77 °F (25°C) & 55% RH | 3-5 Hours | 1-2 Hours | 6-12 Hours |
| RECOAT TIME OF PRODUCT WHEN NEEDED | When the material has hardened to the degree where it can no longer be punctured by fingernail 6-24 Hours | 1-2 Hours | 6-12 Hours |
| NEXT COAT TIME (AQUASMART®-PU-2K) | Once the colour on the current coat goes from milky white to transparent 6-24 Hours | 2-24 Hours | 12-24 Hours |
| RECOMMENDED DILUTION | 10% WATER | 10% WATER | X |
| ADDITIVES | X | X | X |
| COLORS | TRANSPARENT | TRANSPARENT | TRANSPARENT |
| POT LIFE | 1 Hour | 25 min | X |
| COMPONENTS | TWO COMPONENTS | TWO COMPONENTS | SINGLE COMPONENT |

Apply Primer: AQUASMART-DUR, or AQUASMART-PU PRIMER 2K with a consumption of 150 gr/m².

■ AQUASMART®-DUR is a medium viscosity epoxy-based primer. It is a water-based epoxy primer and humidity barrier, suitable for application in closed spaces too. It is a two-component product with a 1:1 mixing ratio by volume with zero VOC, low odor, and non-flammability. It has a long pot life while being fast curing, easy to clean, and suitable for concrete and humid concrete too.

Mixing: Mix the two components well manually or using a low speed (300 rpm) mixer.

Application: You choose to apply this primer over a sound concrete surface. AQUASMART-DUR primer will create a slight film sealing the concrete and increasing the adhesion. After the AQUASMART-DUR application, you should wait at least 12 hours to apply the main membrane. The main membrane application has to be done within 48 hours after the AQUASMART-DUR application. AQUASMART-DUR is completely solvent-free and low VOC primer. If a negative pressure humidity barrier is required, increase total consumption of AQUASMART-DUR at a minimum of 500 gr/m² in 3 successive layers (150-200gr/m² per coat)

■ AQUASMART®-PU PRIMER 2K is a revolutionary polyurethane water-based primer. It is a 100% polyurethane product that can be applied on damp concrete, making it an ideal same-day primer. The product is solvent-free and zero VOC, making it suitable for both indoor and outdoor use. This two-component, 1:1 volume product is fast curing, low-odor, safe, non-flammable, and non-IMO, suitable for closed spaces. It has a long pot life, easy clean-up, and strong adhesion, even on damp or green concrete. It can be used on concrete, humid concrete, metal/steel, aluminum, glass, and wood and can be applied with brush, roller, or airless spraying. The product is recommended for use as a primer for HYPERDESMO® and AQUASMART® based products and for difficult main coat applications like POLYUREA-based materials.

Mixing: Mix the two components well manually or using a low speed (300 rpm) mixer.

Application: You choose this primer when the application temperature is below 15°C and when you need a fast-curing primer that will allow same day application. Apply with roller in one or two thin coats with total consumption of 150 gr/m². Following application of AQUASMART®-PU PRIMER 2K, the main membrane may be applied within 2-24 hours.

■ MICROSEALER-50 is a polyurethane based primer/concrete sealer suitable for both porous and non-porous substrates. It is a single component with low viscosity, deep penetration, and slow cure, offering excellent wetting, impregnation, and paint-over time on various substrates. It seals and stabilizes substrates, ensuring good adhesion of the main coat. It is suitable for concrete, humid concrete, metal/steel, porous ceramic tiles, and gypsum boards.

Mixing: Mix the product well manually or using a low speed (300 rpm) mixer.

Application: You choose this primer if your concrete surface is porous. MICROSEALER-50 primer will penetrate, stabilize, and seal the concrete surface in depth. After MICROSEALER-50 application you should wait at least 12 hours in order to apply the main membrane. Apply the main membrane within a maximum of 3 days after primer application.



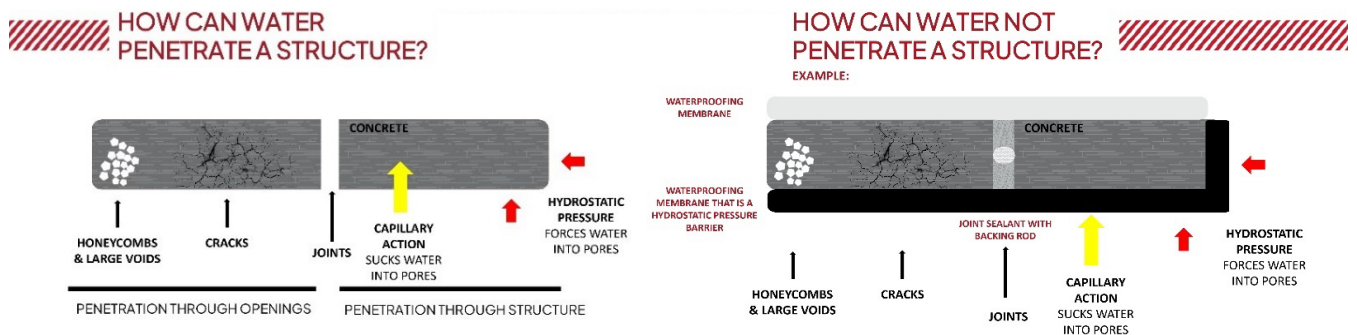
Notes:

1. If it rains after the primer and before the main coat application, you may need to apply one coat of primer again.
2. More primers are available for special cases, surfaces, and weather conditions.
3. For more information about surface preparation please contact our technical

assistance team.

DILATATION JOINTS, INNER ANGLES & SMALL CRACKS

Concrete expansion joints are small gaps in structures designed to prevent cracks, absorb stresses, and allow soil movement. They allow independent movement and thermal expansion without inducing stress. Concrete is susceptible to cracks due to its non-elastic nature, so joints are strategically placed to prevent failure. However, structures with expansion joints are susceptible to water leaks, so waterproofing and applying a durable sealant are essential to maintain flexibility and allow the joint to function properly. All dilatation joints, inner angles, wall-floor connections, cracks,



drainage details, pipes, and other elements of equipment mechanically installed on a roof (air conditioning, antennas, photovoltaic systems, etc.) must be treated.

Dilatation joints and inner angles should be treated with HYPERSEAL®-EXPERT-150 and/or HYPERFIX-PUD-FC sealants.

Clean joints thoroughly, and ensure that no dust, oil, grease, wax contaminants, or silicone remains are present. For many applications, primer is not obligatory. However, in case of application on porous or/and wet substrate the primer is required, as there is a possibility of air bubbles blown into the uncured sealant if the substrate temperature rises.



DILATATION JOINTS & INNER ANGLES TREATMENT



- On concrete: pieces of 25-50m²
- On Screed: pieces of 15-25m²
- Over the junction points where the horizontal surface meets the vertical

After the primer is cured, apply in dilatation joints the right backing material (where needed) – an open cell polyurethane or a closed cell polyethylene backing rod. Be sure that when applying a closed cell polyethylene backing rod, its outer skin is not punctured, as rising temperature may cause bubbles. Backing rod application is important as it ensures the correct width-to-depth ratio and provides a firm backing against which the sealant can be tooled off. Apply the sealant HYPERSEAL[®]-EXPERT-150 or HYPERFIX-PUD-FC.



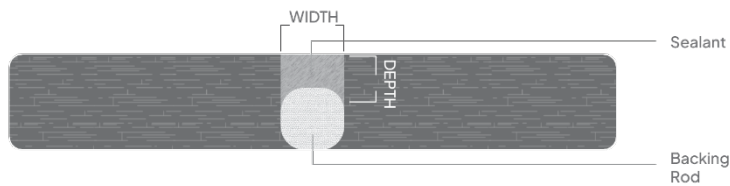
■ HYPERSEAL[®]-EXPERT-150 is a low modulus sealant, formulated to ensure bubble free cure even at very high temperatures and humidity climatic conditions. The product displays excellent thixotropy allowing its use even in very large expansion joints. It cures by reaction with atmospheric humidity to produce a joint sealant with a 50% joint movement accommodation factor and excellent adhesion on many types of substrates (concrete, fibrous cement, mosaic, cement roof tiles, wood, also glass, aluminum,

steel, polycarbonate, etc.). The extrusion rate and tooling of the sealant remain the same throughout a very wide range of temperature and humidity conditions.

■ HYPERFIX-PUD-FC is a versatile, water based polyurethane sealant ideal for a broad range of indoor and outdoor applications. Engineered using ALCHIMICA's advanced water based polyurethane dispersion technology, this sealant excels in connecting joints across various surfaces including stairs, walls, ceilings, and window frames, withstanding joint movements up to 12.5% and maintaining elasticity at temperatures as low as -15°C. It's fast-drying, paintable, and offers excellent adhesion without primer, making it perfect for gap and crack filling before applying ALCHIMICA's water-based protective coatings.

Slide the sealant HYPERSEAL®-EXPERT-150 or HYPERFIX-PUD-FC into the sealant dispensing gun, cut off the very end of the sealant packaging, and fit the gun with the nozzle. The nozzle should be cut to deliver the right bead size. Extrude the sealant into the joint ensuring that no air is trapped in the joint. Tooling is recommended immediately after the application of sealant.

- HYPERSEAL®-EXPERT-150: The ratio width to depth should be 2:1 subject to a maximum depth of 25mm.



| CONSUMPTION | | | | | |
|-------------|-----|------|------|------|------|
| WIDTH | 5mm | 10mm | 15mm | 20mm | 25mm |
| DEPTH | 5mm | 10mm | 15mm | 20mm | 25mm |
| 5mm | 24 | 12 | | | |
| 10mm | | | 4 | 3 | 2,4 |
| 15mm | | | | | 1,6 |

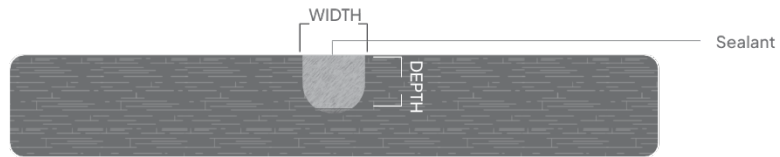
- Width # depth ratio 2/1
- Minimum width size 5mm

POLYETHYLENE BACKER ROD

Special backer rod made of extruded polyethylene for joints where HYPERSEAL® sealants will be used.

| SIZE | PACKAGING |
|------|-----------|
| F6 | 1500m |
| F10 | 680m |
| F15 | 250m |
| F20 | 180m |
| F25 | 100m |
| F30 | 100m |
| F40 | 100TEM |
| F50 | 65TEM |

- HYPERFIX-PUD-FC: The ratio of joint depth to width should be 1:1, assuming a maximum joint width at 10mm.



- the ratio of joint depth to width should be 1:1, assuming a maximum joint width at 10mm.
- Minimum width and depth at 5mm.
- For joints wider than 10 mm, the depth should be controlled at 1/3 of the width.

NOTE:

- Tool the sealant with a spatula.
- Do not use any solvent, alcohol, or soap to smooth the material.

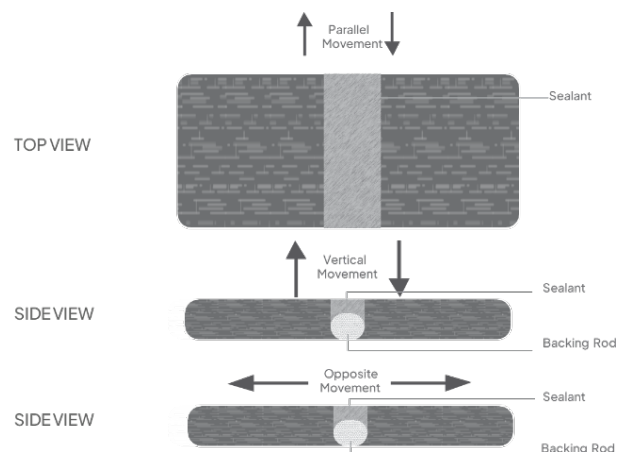
TREATMENT OF DETAILS

All connections, cracks, drainage details, pipes, and other elements of equipment mechanically installed on a roof (air conditioning, antennas, photovoltaic systems, etc.) should be treated. Select the preferable treatment using sealants HYPERSEAL®-EXPERT-150, HYPERFIX-PUD-FC: or/and AQUASMART® – PU -2K with GEOTEXTILE.

Clean details and cracks thoroughly, and ensure that no dust, oil, grease, wax contaminants, or silicone remains are present. For many applications, primer is not obligatory. However, in case of

application on porous or/and wet substrate, the primer is required, as there is a possibility of air bubbles blown into the uncured sealant if the substrate temperature rises. Select a suitable primer according to the substrate type and needs.

Dilatation joints, inner angles, and small cracks should be treated with HYPERSEAL®-EXPERT- 150 and/or HYPERFIX-PUD-FC or any other suitable HYPERSEAL® sealant as described above.




TREATMENT WITH REINFORCEMENT: AQUASMART® – PU -2K WITH GEOTEXTILE.


Cracks and details can also be treated by application of AQUASMART® – PU -2K with GEOTEXTILE reinforcement. When the primer is fully cured, treat the details with

AQUASMART® – PU -2K using a brush or small roller. Apply a piece of GEOTEXTILE (strips 0.17x100m, non-woven geotextile of 50-100gr/m²) cut in proper size, wet on wet, for better protection from cracks in these specific points, if movement happens

in the future. After the details treatment has been completed you continue with the application of the full surface waterproofing system.



THICKNESS OR
TENSILE STRENGTH



MAIN WATERPROOFING MEMBRANE

AQUASMART®-PU-2K is a two-component, water-based, aliphatic coating that offers exceptional performance in various applications. It is easy to apply due to its thixotropic nature and is the first waterborne product globally to achieve a 25-year CE certification for roof waterproofing and protection. The coating is a water-based, fully aliphatic polyurethane membrane with excellent mechanical, chemical, thermal, and UV resistance. It is easy to apply

and repair, thixotropic, seamless, elastic, and capable of bridging small cracks. It is highly resistant to stagnating water, with water vapor transmission and excellent weather and UV resistance. The white color reflects solar energy, reducing the internal temperature of structures. The coating can be easily colored with any water-based pigment paste available at hardware stores. It is suitable for exposed waterproofing applications such as concrete roofs, metal roofs, PU foams, and asbestos roofing. As a 2-in-1 solution, it combines the functionalities of both a waterproofing membrane and a top coat, eliminating the need for an additional protective layer.

| AQUASMART® – PU -2K | |
|---|-------------------------------------|
| CONSUMPTION | 2.2-2.6 kg/m ² |
| APPLICATIONS METHODS | brush, roller airless spraying |
| TACK FREE TIME, @ 77 °F (25°C) & 55% RH | 6-24 Hours |
| APPLICATION OVER PREVIOUS COAT (PRIMER) | Depending on the primer curing time |
| RECOAT TIME OF PRODUCT | 6-48 Hours |
| ADDITIVES | X |
| COLORS | WHITE/GREY |
| COMPONENTS | SINGLE COMPONENT |

Mixing: Use a low speed (300 rpm) mixer.

Application notes: You apply AQUASMART®-PU-2K in 2 successive layers with total consumption 2.2-2.5kg/m². Geotextile reinforcement is highly recommended:

1. You can use GEOTEXTILE-50 PRESSED of 17 cm width for reinforcement over details, flashing points and large joints.
2. You can use GEOTEXTILE-50 PRESSED of 105 cm width for cathodic reinforcement all over the surface.

Geotextile reinforcement is applied over the fresh first coat. Check the application details below. AQUASMART®-PU-2K does not need any topcoat for colour protection, being fully aliphatic. Due to its thixotropic nature, it is easily applied on



inclined and vertical surfaces.

TYPES OF APPLICATIONS

APPLICATION BY COATS

- Applied with roller or brush:
 - First coat: 1,5 kg/m²
 - Second coat: 1-1,2 kg/m².
- Apply more coats depending on traffic requirements and system build-up.
- Minimum total consumption: 2.2-2.7 kg/m².

APPLICATION WITH REINFORCEMENT

- ✓ GEOTEXTILE
- ✓ FIBER MESH

You apply the 1st coat of AQUASMART®-PU-2K with a minimum consumption of 1,5 kg/m². When AQUASMART®-PU-2K is still wet, you apply the reinforcement (GEOTEXTILE-50 PRESSED (non-woven geotextile of 50gr/m²)). As soon as the 1st coat cures, application of the 2nd coat of AQUASMART®-PU-2K with a minimum consumption of 1-1,2 kg/m² takes place.

APPLICATION WITH BROADCASTING SAND

If an anti-slippery effect is required, silica sand or corundum aggregates can be broadcasted over the AQUASMART®-PU-2K waterproofing membrane.

Over the fresh and last coat of AQUASMART®-PU-2K broadcast natural dry quartz or corundum aggregates, and let it cure. The next day you remove the excess non-bonded aggregates. Most applicators use a vacuum cleaner.

Then, you apply on top a thin coat of AQUASMART®-PU-2K at 0.8-1 kg/m² in order to encapsulate the silica sand. **For pedestrian traffic requirements, after this coat has cured, you can apply another coat of AQUASMART®-PU-2K.**

APPLICATION WITH AIRLESS (200- 250 bar) SPRAY MACHINE.

- Applied by airless spraying: 1 kg/m² per coat.
1. Open the pail and stir it up to homogenize.
 2. If necessary, add 10-15% WATER into the pail and mix it with medium-speed mechanical equipment.
 3. Apply thin layers using an airless spray machine.
 4. Wait for the recoat time.
 5. Repeat this process until the desired or recommended thickness.



CLEANING

Clean tools and equipment first with paper towels. Tools and equipment should be cleaned immediately using water for water-based materials. Rollers will not be re-usable.

REPAIR AND OVERLAPS PROCESSES

LOCAL REPAIRS

One of the benefits of ALCHIMICA's liquid applied waterproofing systems is the ease of reparations to be carried out when spot problems occur. Nevertheless, it is always recommended to protect the membrane by ensuring that there are no foreign objects, sharp and heavy ones mostly, that they could fall and damage the membrane, to the best possible extent.



In cases where the membrane repair is caused by an accident or assembly procedures that are not covered by the installation, the following procedures must be followed:

- Grind the affected areas or remove the affected area and/or damaged surface by cutting.
- Sanding this area for overlapping, extending it about 20-30 cm around the perimeter.
- Clean the surface around the slit at a perimeter of 20-30cm depending on the repair length. Clean up thoroughly and remove all contaminants from the elements, such as dust or chippings, by mopping and/or vacuuming.
- Clean the surface only with water. The surface must be completely dry before the next steps.
- Apply a thin layer of primer AQUASMART-DUR at a consumption of 50-60gr/m² by overlapping the membrane at the prementioned perimeter.
- Fill the area by using HYPERSEAL®-EXPERT- 150, tool it to form a smooth patch, and the next day apply the same coat and topcoat that was applied to the rest of the membrane waterproofing system (if one was used) in order to ensure long term UV protection of the patch.

- In severe situations, the coating may have to be totally removed prior to system



re-application.

OVERLAPS

In cases where the recoat time (24-48 hours) has been exceeded, the waiting time between jobs has been extended, or unexpected weather conditions (rain) have stopped the application, proceed as follows:

The AQUASMART® – PU -2K surface should be clean and free of loose particles and dust. If it rains after the first main coat application, you may need to solvent wipe the area and apply one thin coat of primer again.

Clean the whole area, use water if needed and let it dry, and then apply AQUASMART-DUR primer at 50-80gr/m² in order to secure adhesion. After 3-6h you can apply the next coat of AQUASMART® – PU -2K.

REFERENCES

ALCHIMICA throughout the years, has a collection of completed projects from around the world. On our website, you can find where we have provided a variety of solutions and expert know-how, in case studies ranging from the smallest roof to the largest project. www.alchimica.com

CONCRETE ROOFS ALL OVER THE WORLD



HEALTH AND SAFETY

The system proposal contains volatile flammable solvents. Apply in well-ventilated, no-smoking areas, away from naked flames. In closed spaces use ventilators and carbon-active masks. Keep in mind that solvents are heavier than air, so they float near the floor. The MSDS (Material Safety Data Sheet) of the products are available on request.

This handling safety advice is required for the implementation procedure as well as in the pre- and post-exposure to the loading machinery.

- Protect your lungs by using an air-purifying respirator when handling or spraying.
- Use rubber gloves to protect your skin and remove them promptly after contamination. Wear clean undergarments. After work and before eating, drinking, or smoking, thoroughly wash your hands with soap and water.
- Wear safety goggles to protect your eyes and face from splashes and airborne particles.
- Waste generation should be avoided or reduced.
- Incinerate under well-controlled conditions in line with local and national rules and regulations.
- Re-occupancy of the work site without respiratory equipment is limited to 24 hours if proper ventilation for the sprayed area is provided.
- Contractors and applicators must follow all applicable and necessary storage and safety regulations.
- In any case, review the system's material and safety data sheets.

PRECAUTIONS AND VARIATIONS.

The purchaser must determine the suitability of the products for the intended use and assume all related liabilities and risks. This information, recommendations, and any additional technical advice are given in good faith and are based on ALCHIMICA's present knowledge and experience of the products when properly stored, handled, and applied under normal conditions according to ALCHIMICA's recommendations.

However, ALCHIMICA assumes no liability for providing such information and advice including the extent to which such information and advice may relate to existing third-party intellectual property rights, especially patent rights, nor shall any legal relationship be created by or arise from the provision of such information and advice. ALCHIMICA reserves the right to change at any time the properties of its products. The purchaser of the product(s) must test the product(s) suitability for the intended application and purpose before proceeding with a full application of the product(s).

The performance of the products build up described herein should be verified by testing and carried out by qualified experts.

NOTE: This method statement is offered by ALCHIMICA as a 'summary proposal' for **EXPOSED CONCRETE ROOF WATERPROOFING BASED ON AQUASMART® – PU -2K** For projects' particularities and more precise technical support, please contact ALCHIMICA at: alchimica@alchimica.com

Please consult the above-referred products' technical data sheets (TDS) and safety data sheets (SDS). Under any circumstances, ALCHIMICA does not assume any responsibility for the performance of the waterproofing system given the conceptual flaws of the existing build-up. Imperative for the performance of the system is the correct cleaning, inspection, and maintenance of the waterproofing system. For projects' particularities and more precise technical support, please contact ALCHIMICA at: alchimica@alchimica.com

Where alternative systems are to be used, these must be submitted to ALCHIMICA for approval. ALCHIMICA will not accept responsibility or liability for variations to the above under any other condition.

LEGAL NOTES AND CITATION

- EXPOSED CONCRETE ROOF WATERPROOFING SOLUTION BASED ON AQUASMA[®] - PU -2K**
- This is a technical document, without legal value.
 - No liability or warranty of product performance is created by this document.
 - All the information included is collected from materials TDS, DoP, and certificates available at the moment of publishing.
 - ALCHIMICA S.A. does not guarantee the accuracy of its instructions or specifications, nor do we assume any responsibility for damages resulting from the use or reference of the information provided. The company reserves the right to change the properties of its products at any time, and the current version of the technical data sheet is available on the website www.alchimica.com/en
 - Appropriate Technical Documentation and/or Specific Technical Documentation: The performance of the products identified in the
- DoP files conform with the set of declared performances. This declaration of performance is issued in accordance with Regulation (EU) No 305/2011, under the sole responsibility of the manufacturer.
- It is recommended to check the TDS and MSDS of all the materials before use and application.
 - The use of these materials and products is beyond the scope and control of ALCHIMICA.
 - Proper application is the responsibility of the Buyer and/or Contractor.
 - It is forbidden to reproduce it in any form, totally or partially.
 - All the above written and provided is subject to the terms and conditions of sale and marketing of ALCHIMICA S.A.

ALCHIMICA S.A.

7, Lampsakou Str.

115 28, Athens Greece

Tel.: +30 214 4167 700

Fax: +30 214 4167 701

www.alchimica.com