

OSB DECK WATERPROOFING SOLUTION BASED ON **HYPERDESMO®** SYSTEM.



TABLE OF CONTENTS

WHY CHOOSE ALCHIMICA IN EXPOSED CONCRETE ROOF WATERPROOFING PROJECTS?.....	4
ALCHIMICA’S POLYURETHANE LIQUID MEMBRANES	6
COOL ROOFS: ENHANCING URBAN ENERGY EFFICIENCY IN BUILDINGS THROUGH HEAT ISLAND REDUCTION	7
FROM ETAG 005 (PART 1&6) TO EAD 030350-00-0402.....	10
PREPARATION.....	12
REPAIR AND LEVELING MORTARS.....	12
PRIMER SELECTION	14
SEALING SOLUTIONS	15
REINFORCEMENT OF WATERPROOFING MEMBRANES WITH GEOTEXTILE MEMBRANES.....	16
METHOD STATEMENT	
<hr/>	
GENERAL SYSTEM CONDITIONS	18
SYSTEM PRODUCTS BUILD-UP.....	21
SUBSTRATE PRIMING.....	23
DILATATION JOINTS, INNER ANGLES & SMALL CRACKS.....	24
TREATMENT OF DETAILS	27
MAIN WATERPROOFING MEMBRANE.....	29
TOPCOAT	32
CLEANING	35
ADDITIVES FOR THE HYPERDESMO® SYSTEM	35
REPAIR AND OVERLAPS PROCESSES.....	36
REFERENCES	37
HEALTH AND SAFETY.....	41
PRECAUTIONS AND VARIATIONS.	41
LEGAL NOTES AND CITATION	41

WHY CHOOSE ALCHIMICA IN OSB DECK WATERPROOFING PROJECTS?

Waterproofing OSB decks is essential due to the wood composite's susceptibility to moisture damage. Without adequate waterproofing, water infiltration can compromise the structural integrity of the deck, leading to deterioration and potential failure. Waterproofing serves as a vital barrier, preventing water from penetrating the OSB and preserving its strength and stability. This protective measure extends the lifespan of the deck by shielding it from the damaging effects of water, such as swelling, warping, and fungal growth.



In addition to preventing structural damage, waterproofing helps inhibit mold and mildew growth, which pose health risks and can cause further material degradation. By preventing moisture accumulation, waterproofing contributes to a safer


and healthier outdoor living space. Furthermore, waterproofing enhances the overall energy efficiency of the structure it protects by maintaining the performance of any underlying insulation, thus reducing the energy costs associated with heating and cooling spaces adjacent to or beneath the deck.

The initial investment in a high-quality waterproofing system, such as those offered by ALCHIMICA, may seem substantial, but it is cost-effective over the long term. By proactively applying waterproofing treatments, costly repairs and replacements can be avoided, making it a prudent, long-term financial decision. Compliance with building codes and safety regulations further underscores the importance of implementing a robust waterproofing strategy.

ALCHIMICA's waterproofing solutions are particularly beneficial for OSB decks due to their advanced liquid-applied membranes. These products are easy to apply and form a seamless, elastic membrane that adheres to the contours of the OSB, filling in cracks and voids, which ensures continued protection even under minor structural movements. The self-leveling property of these membranes and their versatile application options make them ideal for uneven surfaces and complex geometries commonly found in deck constructions.



Flat decks are particularly vulnerable to ponding water, which can lead to prolonged moisture exposure and subsequent damage such as substrate deterioration and increased risk of leakage. ALCHIMICA's liquid waterproofing systems are specifically formulated to prevent such issues, providing excellent resistance to ponding water and bonding effectively with the OSB to protect against the accumulation of water due to poor slope design. **HYPERDESMO®** waterproofing membranes offer excellent water resistance, with zero water swelling rate, high UV, chemical, and mechanical resistance, and protection against harsh environmental conditions.



ALCHIMICA is a pioneer and a global leader in complete polyurethane waterproofing solutions. With a pedigree and expertise in this field, ALCHIMICA overcomes the challenges that others deem impossible. The technological depth and know-how of ALCHIMICA allow the formulation of innovative PU-based materials that can achieve performance levels not typically met. ALCHIMICA has been active in the research, development, and production of building chemicals for 42 years, providing solutions for liquid waterproofing, reparations, sealing, flooring, and ETICs. The expertise of

ALCHIMICA in Research and Development laboratories in the construction, repair, and renovation of buildings and infrastructure meets international industry standards.

ALCHIMICA'S POLYURETHANE LIQUID MEMBRANES

To ensure effective waterproofing, it is crucial to select PU membranes that meet specific criteria: impermeability, flexibility, durability, breathability, and resistance to environmental factors such as UV radiation, heat, humidity, and chemical exposure.

ALCHIMICA is a leader in the waterproofing industry, pioneering the use of liquid applied polyurethane membranes. With a commitment to high performance and durability, ALCHIMICA's products excel in applications where seamless systems are paramount, whether for structural integrity or aesthetic appeal. These membranes offer decisive advantages, particularly in complex scenarios like geometrically complicated connections with ventilation outlets or upturns.

Throughout its history, ALCHIMICA has continuously expanded its range of polyurethane liquid membranes to provide versatile installation alternatives and long-lasting solutions. From one and two-component polyurethane liquid membranes to bitumen-extended polyurethanes, water-based liquid polyurethane membranes, and advanced technology polyurethane dispersion (PUD) products, each solution is meticulously designed to address a wide array of waterproofing challenges with optimal performance and durability.



**FULL COVERAGE
AT EDGE**



ALCHIMICA's liquid membranes offer durability upon application, elasticity to withstand various stresses and traffic, and resistance to chemicals, and ponding water. These properties meet stringent technical

specifications, making them suitable for a diverse range of applications. The core objective of ALCHIMICA is to develop waterproofing systems that are competitive, simple to apply, and accessible to all professionals. By prioritizing ease of application

and reliability, ALCHIMICA empowers users to achieve effective waterproofing solutions efficiently and effectively. The membranes are seamless, durable, and flexible and provide superior waterproofing performance, waterproof and moisture permeable, preventing water penetration, allowing moisture to escape, and reducing the risk of degradation and failure over time. With mechanical, thermal, and chemical resistance properties and breathability, ALCHIMICA's PU membranes ensure the longevity and efficiency of waterproofing systems.

ALCHIMICA's commitment to innovation and excellence has revolutionized waterproofing technologies globally. With a comprehensive range of polyurethane liquid membranes tailored to meet the demands of modern construction projects, ALCHIMICA remains the premier choice for effective, long-lasting waterproofing solutions.


COOL ROOFS: ENHANCING URBAN ENERGY EFFICIENCY IN BUILDINGS THROUGH HEAT ISLAND REDUCTION

Urban heat islands (UHIs) pose a significant challenge in cities, with temperature disparities of up to 4°C between urban and rural areas. The primary culprits are concrete infrastructure and high-density materials in urban environments, which absorb and release heat more than natural landscapes. The low solar reflectance of urban surfaces adds to this heat absorption, contributing to the urban heat island effect.

Cool roofs emerge as a cost-effective solution to combat UHIs, enhancing thermal comfort and reducing cooling costs, especially in hot climates with high solar radiation. By incorporating cool roofs into urban design, we can mitigate the heat absorption and release associated with traditional urban surfaces. However, the transformation of land surfaces exacerbates UHIs, as natural vegetation is replaced by structures with low solar reflectance and high impermeability, intensifying the heat island effect.

Human activities, including the use of vehicles and air-conditioning units, further escalate thermal energy in urban spaces, particularly in residential and commercial sectors. Acknowledging and addressing UHIs is crucial for creating resilient and

sustainable cities. Mitigating UHIs requires the widespread adoption of cool roofs and reflective materials in urban construction, coupled with urban planning that prioritizes green spaces and sustainable design. By comprehensively understanding and addressing UHIs, we can contribute to the development of cooler, healthier urban environments capable of withstanding the challenges posed by a changing climate.



COOL ROOF

Roofs are one of the most exposed areas in buildings absorbing a high amount of heat. In this respect, cool roofs are considered one of the most sustainable and cost-effective solutions to reduce the heat island effect in cities and create at the same time the right thermal comfort

in buildings.

Cool roofs, which reflect over 65% of the sun's rays, play a crucial role in mitigating the urban heat island effect. These roofs, often white, repel heat due to the high solar reflectance of the materials used in their coating. By reflecting sunlight and minimizing heat absorption, cool roofs effectively reduce the heat island phenomenon, positively impacting the microclimate and environment of urban areas. Modern cool roofs employ highly reflective thermoplastic and liquid-applied membranes and coatings, offering long-term benefits.


White cool roofs, compared to traditional dark roofs, offer lower surface temperatures and substantial energy savings, with an average flat roof replacement rate of 5-7% per year. Beyond environmental benefits, cool roofs prove economically attractive to building owners. They foster cooler, healthier cities, enhancing air quality, mitigating climate change, and significantly reducing overall energy consumption. Energy savings range from 15% to 35.7% in diverse climates, and cool roofs reduce roof surface temperatures by 1.4 °C to 4.7 °C, impactful in urban environments. Serving as a passive solution to minimize heat gain, improve indoor conditions, and cost-effectiveness, cool roofs' economic and ecological advantages depend on location,

climate, and energy usage. Their versatility aligns seamlessly with sustainability, energy efficiency, and environmental well-being goals, making cool roofs a practical measure for cooler, healthier, and more sustainable urban environments.

How is the efficiency of cool roofs measured:

- **SOLAR REFLECTANCE (SR):** The ability of the roofing material to reflect solar radiation (%).
- **THERMAL EMITTANCE:** It shows how long a roof holds onto the energy when the sun heats the roofing material. The thermal emittance ranges from 0-1.
- **SOLAR REFLECTIVE INDEX (SRI):** The SRI is calculated based on solar reflectance and thermal emittance in conjunction with ambient air temperature, sky temperature, and wind factors. The solar reflective index is reported as a value from 0 to 130 ranging from least reflective at 0 to most reflective at 130.

Cool roofs play a pivotal role in advancing energy efficiency and urban sustainability, fostering cooler and healthier environments with improved air quality, specifically addressing the urban heat island phenomenon. Solar-reflective materials, crucial in warmer climates and densely populated areas, reduce cooling loads in regions with high solar radiation and elevated temperatures. Simple measures like applying white membrane systems can yield substantial annual energy savings of 10% or more, contributing to individual building energy efficiency and mitigating the broader urban heat island effect.



These roofs offer economic benefits by reducing energy bills, enhancing indoor comfort, and potentially extending the roof's service life. Moreover, they contribute to environmental well-being by lowering local air temperatures, peak electric power demand, and power plant emissions. Cool roofs also play a crucial role in reducing heat trapping in the atmosphere by reflecting sunlight, mitigating the demand for air conditioning and overall heat load. In contrast, dark roofs contribute to increased cooling energy needs. Cool roofs stand as an environmentally preferable roofing

solution that aligns with economic concerns, offering a practical and sustainable response to the challenges of urban heat islands and energy consumption.

ALCHIMICA's advanced roof waterproofing system with reflective materials based on the HYPERDESMO® System offers an SRI value of 102 tested according to ASTM E1980-01 and offers all the benefits of cool roofs. The system of HYPERDESMO® + HYPERDESMO® – ADY-E was submitted to the TECNALIA Testing Institute in Spain with the objective of testing the material's Solar Reflective Index (SRI) according to ASTM E1980-01. The results are shown below:

- **Solar Reflection (%): 82,2±0.1**
- **Emittance: 0.87±0.02**

SRI (ASTM E1980-01) Result:

CONVECTION COEFFICIENT	SRI
Low (0-2m/s)	101,8±0,2
Medium (2-6m/s)	102,1±0,2
High (6-10m/s)	102,3±0,2

Cool roofs are recognized by green building certification systems like LEED, which verify a building's sustainability performance. LEED certification recognizing energy-efficient roofing, water run-off management, and renewable energy as key factors for building credits. Cool roof membranes can earn Credit 5, Option 1 "Heat Island effect – Roofing" in the Site Sustainability category of the LEED protocol.

Thanks to its high solar reflectance the HYPERDESMO® System contributes to the reduction of air conditioning usage which can lessen energy costs by up to 15%. Reduction of the urban heat island effect in cities and suburbs, minimizing thermal impact on the microclimate and local environment. High thermal emissivity to release the absorbed heat. Minimizes heat gains inside buildings, improving occupant comfort. Enhances the durability and the appearance of roofs by significantly lowering material temperatures and extending their life cycle.

FROM ETAG 005 (PART 1&6) TO EAD 030350-00-0402

ETAG 005 is a European technical guideline for liquid-applied roof waterproofing systems (kits). The ETAG 005 outlines specific stipulations for liquid-applied roof waterproofing kits based on polymer-modified bitumen emulsions and solutions, glass-reinforced resilient unsaturated polyester, flexible unsaturated



polyester, hot-applied polymer-modified bitumen, polyurethane, bitumen emulsions and solutions, and water dispensable polymers. These guidelines aim to ensure the safety and effectiveness of roof waterproofing systems. Since the LARWKs (Liquid Applied Roof Waterproofing Kits) are based on different materials, which might necessitate additional specific verification and/or assessment, the kits are divided into families of products, dealt with in Complementary Parts. Part 1 provides general requirements for the assessment of liquid-applied roof waterproofing kits and Part 6 is a complementary part of ETAG 005 that specifies specific stipulations for kits based on polyurethane.

The ETAG 005 has been replaced by EAD 030350-00-0402 which is a European Assessment Document for Liquid Applied Roof Waterproofing Kits (LARWK). EADs are more comprehensive than ETAGs and provide a more detailed assessment of construction products. EADs are intended to be used as a basis for issuing European Technical Assessments (ETAs).

The EAD 030350-00-0402 specifies the essential characteristics and relevant assessment methods and criteria for LARWKs. It also provides information on the intended use(s) of the construction product, working life/durability, and specific terms used in the EAD. It outlines the methods and criteria for evaluating a product's performance based on essential characteristics such as external fire performance, reaction to fire, content, emission, and/or release of dangerous substances, resistance to water vapor, watertightness, resistance to wind loads, resistance to mechanical damage (perforation), resistance to fatigue movement, resistance to the effects of low and high surface temperatures, resistance to ageing media, resistance to plant roots, effects of variations in kit components and site practices, effects of day joints, and slipperiness and more.

By choosing a LARWK that is certified according to EAD 030350-00-0402, you can be confident that the product meets the required EU standards and provides long-term protection against water penetration, thus extending the roof's service life.

PREPARATION

For successful and safe waterproofing applications specific tools and equipment are required. Each application might have different requirements.



Minimum application equipment includes protective clothing, a 1KW slow-speed drill, and a brush, roller, or airless spray machine for mixing and application. Before installing the system, the weather working conditions should be considered in order to ensure the correct and

safe application of the system. Overall, avoid extreme cold or hot surface conditions. In case of high heat, contractors may apply the products either in the morning or afternoon. The application temperature range is 5°C to 35°C, with no dew point conditions, a maximum 95% relative humidity, and substrate temperature above 3°C. Store materials cool, tools dry, and avoid application during hot hours.

Substrate: To ensure successful application, substrate preparation is crucial. New concrete should be at least 28 days old, clean, dry, and free of substances that could reduce adhesion. Dust removal is recommended, and Alchimica's primer application can be done over damp concrete. Thoroughly clean the surface of the OSB. Due to the OSB's rough texture, tack cloth and cotton rags do not work well. Instead, clean the surface with a shop vacuum and brush attachment.

In case of doubtful conditions, please contact ALCHIMICA's technical assistance for instructions.

REPAIR AND LEVELING MORTARS

REPAIRING

In case any spots on the concrete surface require repairs, filling, and/or smoothing such as large cracks, cavities, or surface levelling,



ALCHIMICA's HYGROSMART® range of cementitious mortars may be used:


1. **HYGROSMART®-FIX&FINISH** (Single component, rapid-setting shrinkage-compensated, thixotropic, fiber-reinforced, cementitious mortar applied in a single layer from 3 to 40 mm thick, for repairing and smoothing concrete, certified according to EN1504-03, Type R4 CLASS III), or
2. **HYGROSMART®-BUILDING-45-THIXO** (Single-component, shrinkage-compensated, thixotropic, fiber-reinforced cementitious repair mortar, certified according to EN1504-03, Type R4 CLASS III), or
3. **HYGROSMART®-BUILDING-F** (Single-component, reinforced, quick-setting, cementitious repair mortar with excellent adhesion and mechanical properties, easy application in horizontal/vertical substrates. Long pot life allows the application of thick coats without cracking. CE Certified as Class R3 class III repair mortar according to EN 1504-03.
4. **HYGROSMART®-MAK-FLOW** (Single-component, highly flowable and shrinkage compensated mortar for structural repairs and anchoring, certified according to EN 1504-6: 2006 (Anchoring cementitious mortar for strengthening concrete by installing reinforcing steel) and EN 1504-3: 2005, Class R4(Hydraulic mortar (R4-CC) for structural repair of concrete in building and civil engineering works).

**HYGRO
SMART®**
SYSTEM 
Advanced Cementitious Technologies

LEVELING

In cases where the concrete needs to be levelled or slopes need to be created prior to the installation of the waterproofing membrane, the following products from the HYGROSMART® range can be used, depending on the requirements and desired outcome.

1. **HYGROSMART®-MAK FLOW** (as described above)
2. **HYGROSMART® -DUR CEM 3K** (Three-component, epoxy modified mortar, waterborne, solvent-free, low viscosity, self-levelling, quick curing, zero VOC. Primer for flooring and waterproofing applications, floor-levelling compound. Will effectively seal the substrate as a solution to the problems arising in waterproofing applications on porous and/or humid concrete.



The material is available as SELF LEVELLING (**HYGROSMART®-DUR CEM 3K SL**) or THIXOTROPIC (**HYGROSMART®-DUR CEM 3K THIXO**).

PRIMER SELECTION

After checking the weather conditions and having completed the substrate preparation along with any repairs that might be needed, you can start the waterproofing system's build-up with the selection of a suitable primer. ALCHIMICA's primer range provides unique properties for different substrates.

SUBSTRATE AND CONDITIONS	CONCRETE	HUMID CONCRETE	GYPSUM	METAL STEEL	POROUS CERAMIC TILES	GLASS / GLAZY TILES	PVC MEMBRANES	TPO MEMBRANES	BITUMEN MEMBRANES	LOW TEMPERATURE APPLICATION	VAPOR BARRIER	NEGATIVE PRESSURE / RISING HUMIDITY (tanks)
PU PRIMERS												
PRIMER-PU	X	-	-	X	-	-	-	-	-	-	-	-
MICROPRIMER-PU	X	-	-	X	X	-	-	-	-	-	-	-
MICROSEALER-PU	X	X	X	X	X	-	-	-	-	-	-	-
MICROSEALER-50	X	X	X	X	X	-	-	-	-	-	-	-
GEODESMO 50	X	X	-	X	-	-	-	-	-	X	-	-
UNIVERSAL PRIMER-2K 4060	X	X	-	-	-	-	-	-	X	X	-	-
PRIMER T	-	-	-	-	-	X	-	-	-	-	-	-
PRIMER W	-	-	-	-	-	X	-	-	-	-	-	-
PRIMER TPO/FPO	-	-	-	-	-	-	X	-	-	-	-	-
PRIMER PVC	-	-	-	-	-	-	X	-	-	-	-	-
WATER-BASED PRIMERS												
AQUADUR	X	X	X	-	-	-	-	-	-	-	X	X
AQUASmart-DUR	X	X	X	-	-	-	-	-	-	-	X	X
AQUASmart-PRIMER PU-2K	X	X	-	-	-	-	-	-	-	X	-	-

ALCHIMICA's primers are designed to secure your waterproofing application in every substrate by strengthening the substrate, stabilizing, and sealing it, offering remarkable adhesion with their respective main membranes and sealants.

SEALING SOLUTIONS

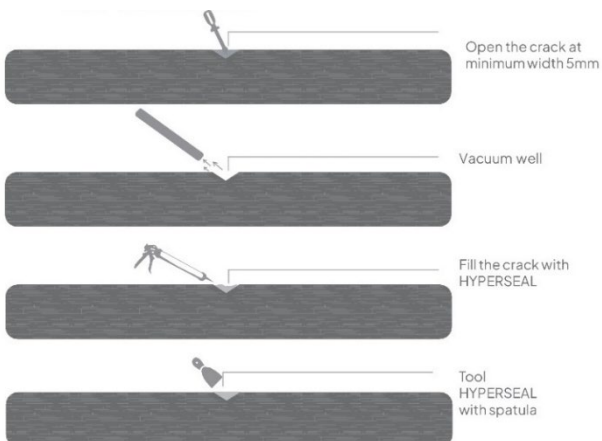


HYPERSEAL®-EXPERT-150 is a low-modulus expansion and construction joints PU sealant designed to ensure a bubble-free cure even in high temperature and humidity conditions. It exhibits excellent thixotropy, making it suitable for large expansion joints. The ratio width to depth should be 2:1 subject to a minimum depth of 10mm.

It cures by reacting with atmospheric humidity, producing a joint sealant with a 50% joint movement accommodation factor, elongation >700% (ASTM D412 / EN-ISO-527-3), and excellent adhesion to a variety of substrates (Adhesion to concrete >20 kg/cm² (>2 N/mm²) ASTM D4541) with or without the use of special primers. The sealant's extrusion rate and tooling remain consistent across various temperature and humidity conditions. HYPERSEAL®-EXPERT-150 is CE certified according to EN 15651-1:2012 (Sealants for Facades) and 15651-4:2012 (Sealants for Floor Joints with Foot traffic). HYPERSEAL®-EXPERT-150 is a



highly flexible PU sealant, with elastic recovery of >70% (EN ISO 7389) allowing for the movement and expansion of structure components, preventing cracks, and ensuring a lasting seal. It adheres to various substrates, making it durable and able to withstand harsh environmental conditions and heavy traffic loads. As a PU sealant, it is also chemically resistant, protecting the structure from corrosion. Because of its excellent chemical and hydrolysis resistance, it is widely used for sealing joints in swimming pools and chemically treated water environments. HYPERSEAL®-EXPERT-150 provides excellent waterproofing, preventing moisture ingress, and has high



elasticity, allowing for flexibility and elasticity. It does not shrink as it cures, ensuring no gaps or openings in the sealed joint. Its excellent heat resistance makes it suitable for application where exposure to temperatures >60°C takes place and its resistance to cold allows the sealant to remain elastic even down to -

40°C (service temperature range -40 to +80°C). It has tack free time (@ 77°F (25°C) & 55% RH) of 2.5-3.5 hours and a cure rate of 2-3 mm/day, low VOC content, and remains resistant and unaffected by microorganisms, fungi, and algae growth, making it the most versatile PU sealant, usable in a variety of applications.

HYPERSEAL®-EXPERT-150 is available in various colors and compatible with a wide range of construction materials in general. Can be easily applied using standard caulking or gun techniques.

REINFORCEMENT OF WATERPROOFING MEMBRANES WITH GEOTEXTILE

Geotextile reinforcement is a crucial component in the construction industry, providing long-term protective solutions for waterproofing systems. These fabric-made sheets are used in various applications, including drainage and construction projects. They are divided into two categories: non-woven and woven geotextiles. Woven geotextiles have high load capacity and tensile strength, making them ideal for stabilization and reinforcement applications. Non-woven geotextiles, on the other hand, offer durability and ease of application benefits. Nonwoven geotextiles are manufactured by binding short and long fibers together through needle punching or other alternative methods. The term “pressed” in relation to non-woven geotextiles usually refers to the process of needle punching. In this context, “pressed” refers to a non-woven geotextile that has undergone the needle punching process, while “unpressed” usually refers to a non-woven geotextile before this process. The needle-punching process can improve the strength of the geotextile. For cold climatic conditions, it is recommended to choose the PRESSED geotextile.



Geotextiles protect and separate membranes from structures due to their higher pre-break elongation capacity than other materials like glass mesh or fiberglass mesh. They can follow the movement of elastomeric waterproofing materials, achieving reinforcement and long-term durability. However, unsound substrates often have high movement or large cracks, which can cause problems on unarmed waterproofing membranes. Geotextiles can prevent future cracks by sealing and protecting details in areas like roofs, flashing, and joints, and repairing existing cracks and gaps. They are often made of Polyester, which is a strong fiber with excellent oxidation resistance and good mechanical stability. It offers strong oxidation or mildew resistance because it stays resilient when wet. It is used as a reinforcement material embedded between the waterproofing coats, so it does not have direct exposure to the conditions. In this case, any resistance concerns those materials that are in direct contact with the environment and conditions. The HYPERDESMO® System remains elastic at -40°C. Another very important advantage of our materials that are in the technology of liquid polyurethane waterproofing membranes is the fact that they can easily be reinforced with geotextile if needed.

GEOTEXTILE-50 (1X200m)

GEOTEXTILE-50 is a non-woven geotextile, from 100% polyester fibers, manufactured with the needle punching process.

COLOR	PACKAGING
WHITE	200m

GEOTEXTILE-50 PRESSED (1.02X100m) (0.17X100m)

GEOTEXTILE-50 PRESSED is a non-woven geotextile, from 100% polyester fibers, manufactured with spun-lacing process (hydro-entanglement).

COLOR	PACKAGING
WHITE	100m
WHITE	100m

GEOTEXTILE-45 PRESSED (1.02X100m)

COLOR	PACKAGING
WHITE	100m ²

ALCHIMICA offers a high-tensile strength range of non-woven geotextiles made of 100% polyester fibers, manufactured with the needle punching process. They can be applied on the full surface between the first two layers of the HYPERDESMO® System, providing the required reinforcement for certain applications, such as over old bitumen membranes and unsound screeds. They are suitable for solvent-based or water-based liquid waterproofing systems.

METHOD STATEMENT

OSB DECK WATERPROOFING BASED ON THE HYPERDESMO® SYSTEM.

The HYPERDESMO® system from ALCHIMICA provides a dependable solution for OSB deck waterproofing, utilizing a single-component, liquid-applied membrane that cures to form a seamless and elastic barrier against moisture. Its excellent adhesion and resistance to environmental factors ensure long-lasting protection and durability for OSB decks, maintaining their structural integrity and appearance.

GENERAL SYSTEM CONDITIONS

EQUIPMENT

For successful and safe applications specific tools and equipment are required. Each application might have different requirements in terms of application and protection equipment.

The following application equipment is at minimum required:

- Protective clothing: Protective overalls, masks, and gloves.
- Mixing equipment: 1KW slow speed drill, 400 or 500 rpm, and suitably sized mixing vessel.
- When stirring (or pigmenting) take care not to introduce air into the fluid, which may result in bubbling on the cured membrane. Stirring can either be done manually or with a low speed (300 rpm) mixer.
- Application equipment: Brush, roller, notched trowel, squeegee, rubber spatula, caulking gun, spatula. Specific airless spray machines can also be used. Caulking guns.
- Extra equipment: Digital scale or other measuring equipment

APPLICATION WITH AIRLESS SPRAY MACHINE.

Products can be applied with a variety of equipment. Please choose the desired equipment and method of application according to your preferences and experience after consulting the proposed method of application on TDS of the Product.

For the application of ALCHIMICA's liquid applied PU systems we recommend the following minimum performance for the equipment to be used. This however it is not exclusive, as applicators should use our products with the equipment that is more suitable according to their application method, prior experience, and expertise:

- Minimum pressure: around 200-250 bar
- Minimum capacity: 5.1 lt/minute
- Minimum nozzle diameter: 0.83mm (0.033 inches)
- Examples of such minimum-spec equipment:
 - ✓ *Wagner Heavycoat HC 940 E-SSP Spraypack*
 - ✓ *Graco Mark-X*
 - ✓ *Larius Thor*



WORKING WEATHER CONDITIONS

- Application temperature range: 5°C to 35°C.
- Avoid dew point conditions during application.
- Relative humidity must be a maximum of 95% and substrate temperature must be at least 3°C above measured dew point temperatures.
- Do not apply under rain or snow.
- If temperature is above 35°C, the following guidelines are recommended:
 - Store materials in a cool environment, avoiding exposure to direct sunlight.
 - Keep application tools cool and dry.
 - Try to avoid application during the hottest hours of the day.

SURFACE PREPARATION

THE FOLLOWING FACTORS PRIOR TO APPLICATION SHOULD BE CHECKED:

- ✓ Substrate type and condition.
- ✓ Previous substrate mechanical preparations (sanding, polishing, shot blasting, or milling)
- ✓ Porosity of the surface

- ✓ Existing cracks or damaged areas.
- ✓ In existing dilatation joints, remove old material, clean it, and replace it with HYPERSEAL®.
- ✓ Existing membranes or coatings.
- ✓ The substrates must be both durable and cohesive. Check the substrate for contamination (oil, grease, etc.).

OSB SUBSTRATES

OSB, or Oriented Strand Board, is a type of engineered wood panel that consists of wood strands or chips arranged in layers and bonded with high-tensile resins. OSB is a strong and water-resistant material that can be used as a

Standard concrete substrate conditions

- Hardness: R28 = 15 MPa.
- Humidity: W < 10%.
- Temperature: 5-35 °C.
- Relative humidity: < 85%

substrate for various construction projects, including decks. OSB is often used as cheaper and denser solution, and it can support load-bearing applications depending on the grade. However, OSB still needs to be properly waterproofed with suitable coatings when exposed to moisture and weather conditions.

ALCHIMICA's high-quality concrete roof waterproofing and protection systems consist of quality products that hold excellent workability, durability, elasticity, and resistance to weather, chemical, mechanical, and thermal effects, as well as to UV radiation on either flat or sloping roofs.

PREPARATION

Proper preparation of the concrete substrate is essential for complete adhesion and successful application.

- New concrete or other cementitious substrates should be at least 28 days old.
- The substrate should be clean and free of loose particles, oil, grease.
- In case of refurbishment of an existing OSB deck, if there are areas/spots that the original paint has been damaged or worn out, you should remove the old paint or old waterproofing coats (if any) or mold before proceeding with primer application.
- The substrate should be free of dust. Vacuum treatment is suggested to remove dust.
- Loose and damaged OSB parts should be fixed.
- The substrate should be free of any irregularities.

- Metal details should be free of rust, oils, and old paints.
- The surface of PVC pipes should be treated with sand paper in order to become rough.
- Surface irregularities can be filled with the appropriate HYPERSEAL® products.
- For concrete levelling or sloping the appropriate HYGROSMART® products must be used.
- For more information about surface preparation please contact our technical assistance team.

MANDATORY DISCLAIMER BEFORE APPLICATION:

Testing the products to be used in this build-up application on the specific substrate and conducting mock-up tests are essential steps to ensure good adhesion. Mock-up tests replicate real-world conditions and provide a practical way to evaluate the performance of the products in situ. Pull-out tests conducted on these mock-ups help assess the bond strength between the products and the substrate, giving valuable insights into their adhesion capabilities.

By testing the products on the specific substrate and conducting mock-up tests, any potential issues or concerns regarding adhesion can be identified and addressed before full-scale implementation. This proactive approach helps mitigate risks associated with poor adhesion, ensuring the long-term durability and effectiveness of the build-up system.

ALCHIMICA advises the thorough testing of the system to be performed prior to proceeding with full surface application in order to determine the suitability of the system based on project requirements.


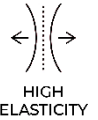
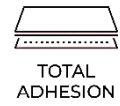
SYSTEM PRODUCTS BUILD-UP

	PRODUCT	CONSUMPTION
1. PRIMER	GEODESMO-50	150-400 gr/m ² Subject to porosity
2. SEALANT	HYPERSEAL®-EXPERT-150	Subject to project needs



CERTIFIED
PRODUCTS

3. MAIN MEMBRANE	HYPERDESMO® SYSTEM	Total consumption: 1,6 -2 kg/m ²
4. REINFORCEMENT	GEOTEXTILE-45/50 PRESSES	Subject to project needs
5. TOP-COAT	HYPERDESMO®-ADY-E	0.2 -0.3kg/m ² per coat, depending on traffic requirements



SUBSTRATE PRIMING

GEODESMO-50 is a low viscosity, fast curing, polyurethane based primer. Its fast-curing profile makes it suitable for colder climates and unpredictable rain. It is a single component with excellent wetting, impregnation, and paint-over time properties. It is used for sealing and stabilizing substrates, ensuring good adhesion of the main coat. GEODESMO-50 is the faster curing version of MICROSEALER-50 and is ideal for extreme porosity in concrete surfaces where multiple coats of primer may be required. It can

be used on both dry and wet concrete, even green concrete, as a primer and low-cost sealing solution, increasing substrate durability and adhesion strength. It can be used successfully on both porous and non-porous substrates.

Mixing: Mix the product well manually or using a low speed (300 rpm) mixer.


Application: GEODESMO-50 is

a penetrating primer, and its consumption is subject to OSB porosity. A second layer may be necessary to ensure the sealing of the OSB surface. You choose this primer if the concrete surface is extremely porous. GEODESMO-50 has a very fast curing profile (same-day primer), which allows it to be used more successfully in colder climates and when rain is not very predictable because 2-3 hours after this primer application, you can apply the main membrane. Although the material has such a fast-curing profile, it has a good memory also. Application over it, is possible even the next day and up to 48 hours.

Notes:

1. If it rains after the primer and before the main coat application, you may need to apply one coat of primer again.

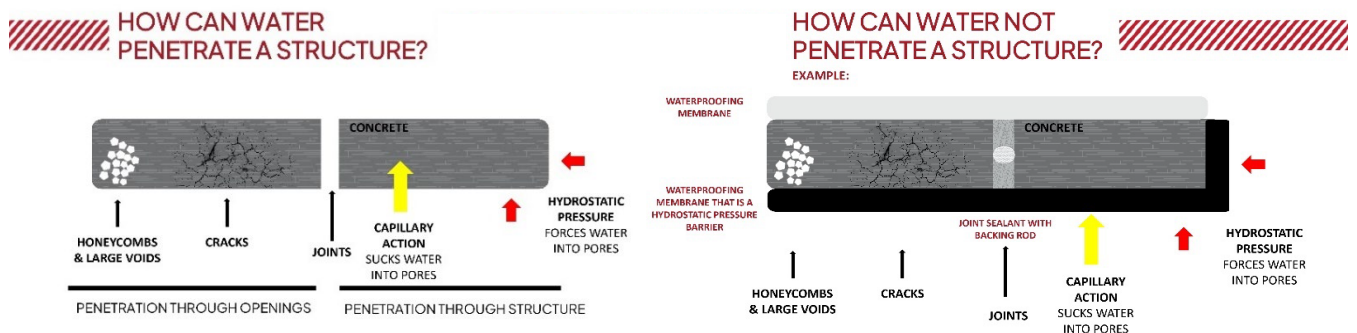
PRIMER	GEODESMO-50
CONSUMPTION	- 150-200 gr/m ² per coat - 100-500 gr/m ² , subject to substrate porosity.
COMPOSITION	SOLVENT-BASED PU
APPLICATIONS METHODS	brush, roller
TACK FREE TIME, @ 77 °F (25°C) & 55% RH	1-3 Hours
RECOAT TIME OF PRODUCT WHEN NEEDED	1-3 Hours
NEXT COAT TIME (HYPERDESMO® MEMBRANE)	2-24 Hours
RECOMMENDED DILUTION	X
ADDITIVES	X
COLORS	TRANSPARENT
POT LIFE	X
COMPONENTS	SINGLE COMPONENT



2. More primers are available for special cases, surfaces, and weather conditions.
3. For more information about surface preparation please contact our technical assistance team.

DILATATION JOINTS, INNER ANGLES & SMALL CRACKS

Expansion joints are small gaps in structures designed to prevent cracks, absorb stresses, and allow soil movement. They allow independent movement and thermal expansion without inducing stress. Concrete is susceptible to cracks due to its non-elastic nature, so joints are strategically placed to prevent failure. However, structures with expansion joints are susceptible to water leaks, so waterproofing and applying a durable sealant are essential to maintain flexibility and allow the joint to function properly. All dilatation joints, inner angles, wall-floor connections, cracks, drainage details, pipes, and other elements of equipment mechanically installed on a roof (air conditioning, antennas, photovoltaic systems, etc.) must be treated.



Dilatation joints and inner angles should be treated with HYPERSEAL®-EXPERT-150 or HYPERSEAL®-25LM-S, polyurethane based sealants. Joints and Inner angles of the OSB should be treated also.

Clean joints thoroughly, and ensure that no dust, oil, grease, wax contaminants, or silicone remains are present. For many applications, primer is not obligatory. However, in case of application on porous or/and wet substrate the primer is required, as there is a possibility of air bubbles blown into the uncured sealant if the substrate temperature rises.



DILATATION JOINTS & INNER ANGLES TREATMENT



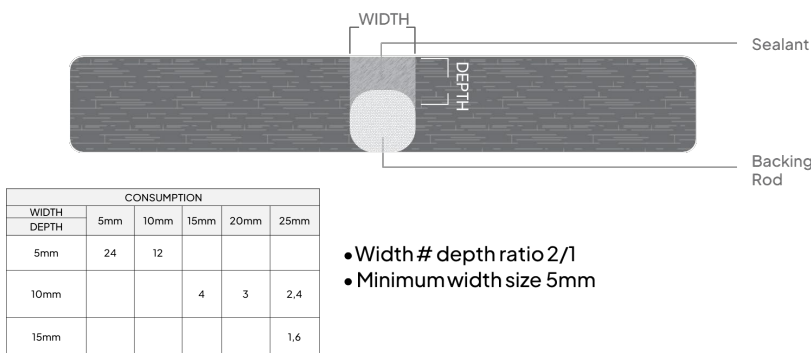
- On concrete: pieces of 25-50m²
- On Screed: pieces of 15-25m²
- Over the junction points where the horizontal surface meets the vertical

After the primer is cured, apply in dilatation joints the right backing material (where needed) – an open cell polyurethane or a closed cell polyethylene backing rod. Be sure that when applying a closed cell polyethylene backing rod, its outer skin is not punctured, as rising temperature may cause bubbles. Backing rod application is important as it ensures the correct width-to-depth ratio and provides a firm backing against which the sealant can be tooled off. Apply the sealant HYPERSEAL®-EXPERT-150 or HYPERSEAL® 25 LM-S.



■ HYPERSEAL®-EXPERT-150 is a low modulus sealant, formulated to ensure bubble free cure even at very high temperatures and humidity climatic conditions. The product displays excellent thixotropy allowing its use even in very large expansion joints. It cures by reaction with atmospheric humidity to produce a joint sealant with a 50% joint movement accommodation factor and excellent adhesion on many types of substrates (concrete, fibrous cement, mosaic, cement roof tiles, wood, also glass, aluminum, steel, polycarbonate, etc.). The extrusion rate and tooling of the sealant remain the same throughout a very wide range of temperature and humidity conditions.

■ **HYPERSEAL® 25LM-S** is a low modulus expansion joint sealant. It has been modified in order to give enhanced thixotropic properties. It cures by reaction with atmospheric humidity to produce a joint sealant with a 50% joint movement accommodation factor and excellent adhesion on substrates traditionally problematic for PU sealants, e.g. glass, aluminum, steel, polycarbonate, etc. Additionally, the sealant has been modified in order to have an extrusion profile identical to hybrid PU or MS technology. The extrusion rate and tooling of the sealant remain the same throughout a very wide range of temperature and humidity conditions. The sealant is easy to apply even in very low temperatures.



Slide the sealant **HYPERSEAL®-EXPERT-150** or **HYPERSEAL® 25LM-S** into the sealant dispensing gun, cut off the very end of the sealant

packaging, and fit the gun with the nozzle. The nozzle should be cut to deliver the right bead size. Extrude the sealant into the joint ensuring that no air is trapped in the joint. Tooling is recommended immediately after the application of sealant. The ratio width to depth should be 2:1 subject to a maximum depth of 25mm.

NOTE:

- Tool the sealant with a spatula.
- Do not use any solvent, alcohol, or soap to smooth the material.

POLYETHYLENE BACKER ROD

Special backer rod made of extruded polyethylene for joints where **HYPERSEAL®** sealants will be used.



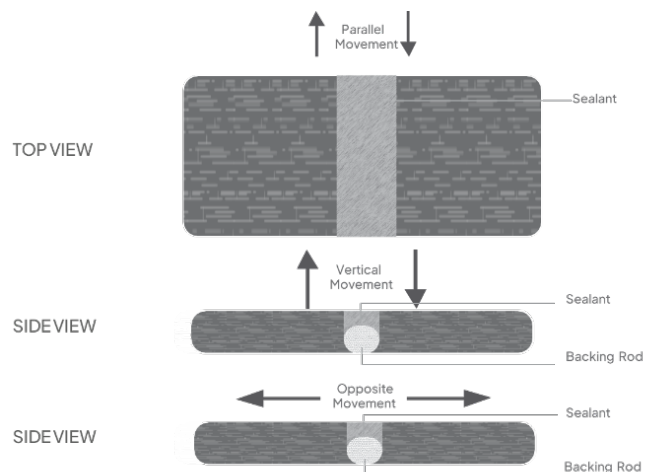
SIZE	PACKAGING
F6	1500m
F10	680m
F15	250m
F20	180m
F25	100m
F30	100m
F40	100TEM
F50	65TEM




TREATMENT OF DETAILS

All connections, cracks, drainage details, pipes, and other elements of equipment mechanically installed on a roof (air conditioning, antennas, photovoltaic systems, etc.) should be treated. If the OSB joints cannot accommodate the application of sealant at the right width/depth ratio (2:1, at a minimum of 10mm width), you should apply over the joints **GEOTEXTILE-50 PRESSED** (strips 0.17x100m, non-woven geotextile of 50-100gr/m²) with **HYPERDESMO-CLASSIC**, wet on wet. Geotextile reinforcement can also be used as an additional protection even if the joints have been treated with **HYPERSEAL** sealants. Select the preferable treatment using sealants **HYPERSEAL®-EXPERT-150**, **HYPERSEAL® 25LM-S**, or/and **HYPERDESMO® System** with **GEOTEXTILE**, or/and **HYPERDESMO®-PARTICULAR**.

Clean details and cracks thoroughly, and ensure that no dust, oil, grease, wax contaminants, or silicone remains are present. For many applications, primer is not obligatory. However, in case of application on porous or/and wet substrate, the primer is required, as there is a possibility of air bubbles blown into the uncured sealant if the substrate temperature rises. Select a suitable primer according to the substrate type and needs.




Dilatation joints, inner angles, and small cracks should be treated with HYPERSEAL®-EXPERT- 150 polyurethane-based sealant or any other suitable HYPERSEAL® sealant as described above.



Choose one of the following methods, depending on your preference and needs:

TREATMENT WITH REINFORCEMENT: HYPERDESMO® SYSTEM with GEOTEXTILE.

Cracks and details can also be treated by application of HYPERDESMO® System with GEOTEXTILE reinforcement. When the primer is fully cured, treat the details with



HYPERDESMO® SYSTEM using a brush or small roller. Apply a piece of GEOTEXTILE (strips 0.17x100m, non-woven geotextile of 50-100gr/m²) cut in proper size, wet on wet, for better protection from cracks in these specific points, if movement happens in the future. After the details treatment has been completed you continue with the application of the full surface waterproofing system.

FIBER-REINFORCED PU: HYPERDESMO®-PARTICULAR.



This is an alternative option when application of HYPERDESMO® System with GEOTEXTILE is difficult. HYPERDESMO®-PARTICULAR is a thixotropic and fiber-reinforced, one component polyurethane liquid

membrane used for waterproofing and protection of roof detail structures. Due to its unique formulation, it cures rapidly to form a bubble free thick layer membrane with excellent mechanical properties. HYPERDESMO®-PARTICULAR is an effective sealing material for the treatment of installation details on roofs, such as chimneys, pipes, photovoltaic systems, air-conditioning units, and gutters. This product is ideal for usage during the winter months or in climates with relatively low humidity.

Apply the material with a spatula or a brush with the consumption required to fill in the gaps, but with a thickness of no more than 2 mm. It can be applied as the only sealing material as well as together with HYPERSEAL®-EXPERT-150 or HYPERSEAL® 25 LM-S. In this case, the depth is filled in with sealant HYPERSEAL®-EXPERT-150, and then the irregularities on the top part are treated with thixotropic HYPERDESMO®-PARTICULAR.

NOTE:


- Clean tools and equipment first with a paper towel and then using SOLVENT-01.

MAIN WATERPROOFING MEMBRANE

The HYPERDESMO® System is a single-component polyurethane membrane with excellent mechanical, chemical, thermal, and natural element resistance properties. It is suitable for exposed waterproofing applications like concrete roofs, metal roofs, and bitumen membrane refurbishment. The system is the only

polyurethane liquid membrane in the world with CE certification at a thickness of 1.2mm without reinforcement. It has excellent adhesion, UV, and thermal resistance, and can achieve over 82% solar reflectance in white. It remains elastic even at -40°C and

HYPERDESMO® SYSTEM	
CONSUMPTION	1.5-1.8 kg/m ²
APPLICATIONS METHODS	brush, roller, airless spraying
TACK FREE TIME, @ 77 °F (25°C) & 55% RH	4-6 Hours
APPLICATION OVER PREVIOUS COAT (PRIMER)	Depending on the primer curing time
RECOAT TIME OF PRODUCT	6-24 Hours
NEXT COAT TIME (TOPCOAT)	6-24 Hours
ADDITIVES	<ul style="list-style-type: none"> • THIXO-TOOL • ACCELERATOR-300A <p>CHECK THE TDS FOR COMPATIBILITY</p>
COLORS	WHITE, GREY, TEJA



high temperatures up to +90°C. The system is non-toxic after full cure, has good chemical resistance, and is resistant to hydrolysis. Select the suitable version of HYPERDESMO® for your project requirement that meets your needs.

Mixing: Use a low speed (300 rpm) mixer.



TYPES OF APPLICATIONS

APPLICATION BY COATS

- First coat: 0.7-0.9 kg/m².
 - Second coat: 0.8-0.9 kg/m².
- Apply more coats depending on traffic requirements and system build-up.
- Minimum total consumption: 1.5-1.8 kg/m².

APPLICATION WITH REINFORCEMENT

- ✓ GEOTEXTILE
- ✓ FIBER TEXTILE

You apply the 1st coat of HYPERDESMO® SYSTEM with a minimum consumption of 0.8 kg/m². When HYPERDESMO® System is still wet, you apply the reinforcement (GEOTEXTILE-50 PRESSED (non-woven geotextile of 50gr/m²)). As soon as HYPERDESMO® SYSTEM 1st coat cures, application of the 2nd coat of HYPERDESMO® SYSTEM, with a minimum consumption of 0.8 kg/m² takes place.

APPLICATION WITH BROADCASTING SAND

Silica sand can be broadcasted over the ALCHIMICA topcoat that is used in order to protect the HYPERDESMO® SYSTEM waterproofing membrane. Check more details in the TOPCOAT section below.

SINGLE COAT APPLICATION

HYPERDESMO® SYSTEM can be applied in only 1 single coat, with a maximum consumption of up to 2kg/m² if you add ACCELERATOR-3000A to HYPERDESMO®. For more details refer to the ADDITIVES section below.


NOTE: Adding an accelerator decreases the curing time as well as the pot life of HYPERDESMO®.

APPLICATION WITH AIRLESS (200- 250 bar) SPRAY MACHINE.

1. Open the pail and stir it up to homogenize.
2. If necessary, add 5~10% SOLVENT-01 into the pail and mix it with medium-speed mechanical equipment.
3. Apply thin layers using an airless spray machine.

4. Wait for the recoat time.
5. Repeat this process until the desired or recommended thickness.

The use of an airless spray machine is not recommended when ACCELERATOR-3000A is added to the material.



TOPCOAT


For abrasion resistance and colour protection, you should finally apply a topcoat of HYPERDESMO®-ADY-E pigmented at the desired colour. It is fully aliphatic and provides excellent color and UV protection with no yellowing effects. It increases traffic resistance, forming the highest level of protection. It can be part of both flooring and waterproofing systems. HYPERDESMO®-ADY-E is ideal for color and traffic protection of HYPERDESMO® system products, maximizing the system's working life.

HYPERDESMO®-ADY-E	
CONSUMPTION	0.2 -0.3kg/m ² per coat In Total: 0.2-0.6 kg/m ² in one or more coats, depending on traffic conditions
APPLICATIONS METHODS	brush, roller, airless spraying
TACK FREE TIME, @ 77 °F (25°C) & 55% RH	6-8 Hours
APPLICATION OVER PREVIOUS COAT	It must be applied WITHIN 24-72 hours of HYPERDESMO® depending on weather conditions.
RECOAT TIME OF THE PRODUCT	24 Hours
ADDITIVES	X
COLORS	WHITE, GREY, NEUTRAL, TRANSPARENT
COMPONENTS	SINGLE COMPONENT

HYPERDESMO®-ADY-E is a semi-glossy, fully aliphatic, high traffic polyurethane topcoat with excellent hiding power and high traffic resistance. It is suitable for anti-slip systems and has excellent UV, mechanical, and chemical properties. It is hydrophobic, strong, and durable, maintaining elasticity even at -40°C. It also offers excellent heat and ultraviolet/UV resistance, and outstanding resistance to chemicals and mechanical stresses.

Mixing: Use a low speed (300 rpm) mixer.

Application: Total consumption of HYPERDESMO®-ADY-E should be 0.2 -0.4 kg/m² in 1- 2 successive coats over the well cured HYPERDESMO® SYSTEM surface. Total consumption depends on traffic conditions and requirements.



TYPES OF APPLICATIONS


APPLICATION BY COATS

Per coat: 0.2-0.3 kg/m².

Apply more coats depending on traffic requirements and system build-up.

APPLICATION WITH BROADCASTING FLAKES

For decorative colour chips finish, apply the first coat of HYPERDESMO®-ADY-E (PIGMENTED) at the consumption of 0.2 -0.3 kg/m² over the well-cured HYPERDESMO® SYSTEM surface. Over the fresh first coat of HYPERDESMO® ADY-E, you broadcast the color flake chips. Flakes broadcast at usually 1kg/m² (consumption depends on the result that the client wants) while the product is still wet.



The next day you remove the excess non-bonded flakes. Most applicators use a leaf blower in order to remove, but also recover any non-used flakes, instead of using a vacuum cleaner which would destroy the flakes.

Then, you apply on top a second thin coat of HYPERDESMO®-ADY-E TRANSPARENT or HYPERDESMO®-T at 200gr/m² in order to encapsulate the flakes. Most applicators usually use a squeegee to spread the product and follow with a roller to smoothen it out. For traffic requirements, after this coat has cured, you can apply another coat of HYPERDESMO®-ADY-E TRANSPARENT or HYPERDESMO®-T at 400gr/m².

APPLICATION WITH SILICA SAND BROADCASTING

If an anti-slippery effect is required, silica sand or corundum aggregates can be broadcasted over the ALCHIMICA topcoat that is used in order to protect the HYPERDESMO® waterproofing membrane.

Apply the first coat of HYPERDESMO®-ADY-E (PIGMENTED) at consumption of 0.2 -0.3 kg/m² over the well-cured HYPERDESMO® SYSTEM surface.

Broadcast natural dry quartz or corundum aggregates over the fresh first layer of HYPERDESMO® ADY-E. The next day you remove the excess non-bonded aggregates. Most applicators use a vacuum cleaner.

Then, you apply on top a second thin coat of HYPERDESMO®-ADY-E (pigmented or transparent) at 200-300 gr/m² in order to encapsulate the silica sand.

PIGMENTATION OF HYPERDESMO®-ADY-E NEUTRAL

HYPERDESMO®-ADY-E when used as a topcoat, for colour and UV protection of HYPERDESMO® products, it is either pre-pigmented from the factory in white/grey colour or it comes in NEUTRAL version that must be pigmented with ALCHIMICA's PIGMENT PASTES only (10% max).

At a maximum ratio of 10% by weight, the PIGMENTS PASTES are designed to be compatible with ALCHIMICA's products, offering high hiding power to the transparent or neutral versions of HYPERDESMO®-ADY-E. Pour the PIGMENT PASTE content of the pail into the product at a maximum ratio of 10% by weight. Mix thoroughly using a low-speed electric mixer until the product homogenizes. Apply the product as per standard application instructions.

APPLICATION WITH AIRLESS (200- 250 bar) SPRAY MACHINE.

1. Open the pail and stir it up to homogenize. Stirring can either be done manually or with a low speed (300 rpm) mixer.
2. If necessary, add up to 5% SOLVENT-01 into the pail and mix it with low-speed mechanical equipment.
3. Apply thin layers using an airless spray machine.
4. Wait for the recoat time.
5. Repeat this process until the desired or recommended thickness.



CLEANING

Clean tools and equipment first with paper towels. Tools and equipment should be cleaned immediately using SOLVENT-01 (or water for water-based materials). Rollers will not be re-usable.

ADDITIVES FOR THE HYPERDESMO® SYSTEM

ADDITIVES

ACCELERATOR-3000A

ACCELERATOR-3000A is a high technology curing accelerator specifically designed for HYPERDESMO® SYSTEM products.

Mixing Ratios: Follow the instructions according to the TDS file.

Pot life 25 min at 25 °C.



PLEASE REFER TO THE TDS OF ACCELERATOR-3000A
TO MAKE SURE WHICH HYPERDESMO PRODUCTS
ARE COMPATIBLE WITH THE ADDITIVE.

Prior to application, shake the pail containing ACCELERATOR-3000A. Pour the content of the pail into the pail containing HYPERDESMO®. Mix thoroughly using a low-speed electric mixer and immediately apply.

THIXO-TOOL

THIXO-TOOL is a unique additive used for Increasing the thixotropy (reducing the self-leveling characteristics) of the HYPERDESMO® System. It was developed by ALCHIMICA in order to solve application difficulties of the HYPERDESMO® System in severely inclined, uneven, or completely vertical substrates.

The recommended addition ratio is 10-30% depending on the surface inclination, substrate condition, and desired final consumption.

Open the can of HYPERDESMO® and mix thoroughly before adding THIXO-TOOL. Open the sausage of THIXO-TOOL and empty the desired amount by hand into the pail (leftover material can be sealed and stored for later use).

The addition of THIXO-TOOL depends on specific project requirements, but the recommended amount is 10-30%. Mix the THIXO-TOOL with a low-speed mixer, careful not to introduce air. Apply final material as described in the Technical Data Sheet at the time of purchase.



PLEASE REFER TO THE TDS OF THIXO-TOOL TO MAKE SURE WHICH HYPERDESMO PRODUCTS ARE COMPATIBLE WITH THE ADDITIVE.

THIXO-TOOL can be used alongside ACCELERATOR 3000A when the use of the latter is recommended.

REPAIR AND OVERLAPS PROCESSES

LOCAL REPAIRS

One of the benefits of ALCHIMICA's liquid applied waterproofing systems is the ease of reparations to be carried out when spot problems occur. Nevertheless, it is always recommended to protect the membrane by ensuring that there are no foreign objects, sharp and heavy ones mostly, that they could fall and damage the membrane, to the best possible extent.

In cases where the membrane repair is caused by an accident or assembly procedures that are not covered by the installation, the following procedures must be followed:

- Grind the affected areas or remove the affected area and/or damaged surface by cutting.



- Sanding this area for overlapping, extending it about 20-30 cm around the perimeter.
- Clean the surface around the slit at a perimeter of 20-30cm depending on the repair length. Clean up thoroughly and remove all contaminants from the elements, such as dust or chippings, by mopping and/or vacuuming.
- If necessary, solvent wipe the area with a SOLVENT-01. Allow it to dry completely. The surface must be completely dry before the next steps.
- Apply a thin layer of primer MICROSEALER-50 at a consumption of 50-60gr/m² by overlapping the membrane at the prementioned perimeter.
- Fill the area by using HYPERSEAL®-EXPERT- 150, tool it to form a smooth patch, and the next day apply the same coat and topcoat that was applied to the rest of the membrane waterproofing system (if one was used) in order to ensure long term UV protection of the patch.
- In severe situations, the coating may have to be totally removed prior to system



re-application.

OVERLAPS

In cases where the recoat time (24-48 hours) has been exceeded, the waiting time between jobs has been extended, or unexpected weather conditions (rain) have stopped the application, proceed as follows:

The HYPERDESMO® SURFACE should be clean and free of loose particles and dust. If it rains after the first main coat application, you may need to solvent wipe the area and apply one thin coat of primer again.


- OPTION 1: clean the area and apply primer MICROSEALER-50 at the consumption of 50-80gr/m² in order to secure adhesion. After 6-12h you can apply the next coat of HYPERDESMO®.
- OPTION 2: solvent wipe the whole area with SOLVENT-01, let it dry, and then apply AQUASMART-DUR primer at 50-80gr/m² in order to secure adhesion. After 3-6h you can apply the next coat of HYPERDESMO®.

REFERENCES


ALCHIMICA throughout the years, has a collection of completed projects from around the world. On our website, you can find where we have provided a variety of solutions and expert know-how, in case studies ranging from the smallest roof to the largest project. www.alchimica.com

QATAR – EXPOSED CONCRETE ROOF WATERPROOFING AND PROTECTION SYSTEM IN THE INTERNATIONAL MEDIA COMMUNICATION NETWORK.

This complex application is installed on the 3.200 m² roof of one of the most famous international media communication network conglomerates in Doha. Taking into consideration the complex roof but also the Qatar climate conditions, our **HYPERDESMO®** exposed concrete roof waterproofing system was selected and applied successfully, covering the total surface of 580 m². The system included the priming of the surface with the **GEODESMO-50** and also the sealing of the roof joints with the **HYPERSEAL®** polyurethane technology sealants, while the certified **HYPERDESMO®** waterproofing membrane was applied in 3 coats. The versatility and ease of application of our waterproofing system allowed the safe and easy treatment of complex roof shapes and installations such as air-conditioning units, pipe supports, and antennas. As a final step, the **HYPERDESMO® ADY-E** high aliphatic reflective topcoat was used to ensure the durability of the system and the reduction of the building's energy costs.



CONCRETE ROOFS IN CAMEROON & ZANZIBAR.



CONCRETE ROOFS IN INDIA

Several concrete roofs in Bangalore and Goa have been treated with HYPERDESMO® System. The material is used for both reparation and protection projects as well as new roof waterproofing applications.

CONCRETE ROOFS IN LATVIA

HYPERDESMO® system, thanks to its liquid application and its outstanding performance, is ideal to treat inverted beams concrete roofs which are very common in Latvia, and in other Baltic countries.



CONCRETE ROOFS IN MAURITIUS

The concrete Roof of the Sugar Foundation of Mauritius office has been renovated with HYPERDESMO® System.

CONCRETE ROOFS ALL OVER
THE WORLD



HEALTH AND SAFETY

The system proposal contains volatile flammable solvents. Apply in well-ventilated, no-smoking areas, away from naked flames. In closed spaces use ventilators and carbon-active masks. Keep in mind that solvents are heavier than air, so they float near the floor. The MSDS (Material Safety Data Sheet) of the products are available on request.

This handling safety advice is required for the implementation procedure as well as in the pre- and post-exposure to the loading machinery.

- Protect your lungs by using an air-purifying respirator when handling or spraying.
- Use rubber gloves to protect your skin and remove them promptly after contamination. Wear clean undergarments. After work and before eating, drinking, or smoking, thoroughly wash your hands with soap and water.
- Wear safety goggles to protect your eyes and face from splashes and airborne particles.
- Waste generation should be avoided or reduced.
- Incinerate under well-controlled conditions in line with local and national rules and regulations.
- Re-occupancy of the work site without respiratory equipment is limited to 24 hours if proper ventilation for the sprayed area is provided.
- Contractors and applicators must follow all applicable and necessary storage and safety regulations.
- In any case, review the system's material and safety data sheets.

PRECAUTIONS AND VARIATIONS.

The purchaser must determine the suitability of the products for the intended use and assume all related liabilities and risks. This information, recommendations, and any additional technical advice are given in good faith and are based on ALCHIMICA's present knowledge and experience of the products when properly stored, handled, and applied under normal conditions according to ALCHIMICA's recommendations.

However, ALCHIMICA assumes no liability for providing such information and advice including the extent to which such information and advice may relate to existing third-party intellectual property rights, especially patent rights, nor shall any legal relationship be created by or arise from the provision of such information and advice. ALCHIMICA reserves the right to change at any time the properties of its products. The purchaser of the product(s) must test the product(s) suitability for the intended application and purpose before proceeding with a full application of the product(s).

The performance of the products build up described herein should be verified by testing and carried out by qualified experts.

NOTE: This method statement is offered by ALCHIMICA as a 'summary proposal' for **EXPOSED CONCRETE ROOF WATERPROOFING BASED ON HYPERDESMO® SYSTEM**. For projects' particularities and more precise technical support, please contact ALCHIMICA at: alchimica@alchimica.com

Please consult the above-referred products' technical data sheets (TDS) and safety data sheets (SDS). Under any circumstances, ALCHIMICA does not assume any responsibility for the performance of the waterproofing system given the conceptual flaws of the existing build-up. Imperative for the performance of the system is the correct cleaning, inspection, and maintenance of the waterproofing system. For projects' particularities and more precise technical support, please contact ALCHIMICA at: alchimica@alchimica.com

Where alternative systems are to be used, these must be submitted to ALCHIMICA for approval. ALCHIMICA will not accept responsibility or liability for variations to the above under any other condition.

LEGAL NOTES AND CITATION

- OSB WATERPROOFING SOLUTION BASED ON **HYPERDESMO® SYSTEM**
- This is a technical document, without legal value.
 - No liability or warranty of product performance is created by this document.
 - All the information included is collected from materials TDS, DoP, and certificates available at the moment of publishing.
 - ALCHIMICA S.A. does not guarantee the accuracy of its instructions or specifications, nor do we assume any responsibility for damages resulting from the use or reference of the information provided. The company reserves the right to change the properties of its products at any time, and the current version of the technical data sheet is available on the website www.alchimica.com/en
 - Appropriate Technical Documentation and/or Specific Technical Documentation: The performance of the products
- identified in the DoP files conform with the set of declared performances. This declaration of performance is issued in accordance with Regulation (EU) No 305/2011, under the sole responsibility of the manufacturer.
 - It is recommended to check the TDS and MSDS of all the materials before use and application.
 - The use of these materials and products is beyond the scope and control of ALCHIMICA.
 - Proper application is the responsibility of the Buyer and/or Contractor.
 - It is forbidden to reproduce it in any form, totally or partially.
 - All the above written and provided is subject to the terms and conditions of sale and marketing of ALCHIMICA S.A.

ALCHIMICA S.A.

7, Lampsakou Str.

115 28, Athens Greece

Tel.: +30 214 4167 700

Fax: +30 214 4167 701

www.alchimica.com